



**Investment Objective**

The Fortunate Drawdown Portfolio is set up to provide investors the opportunity for a retirement "silo" approach through diversification of different asset classes and asset managers. The underlying structure is set with a specific strategy for the income withdrawal from the portfolio, combined with medium less volatile equity allocation and a tail of equity allocation for long term capital growth.

**Holdings**

	Weighting %
Fortunate Cautious Portfolio	14,8
Fortunate Stable Portfolio	14,9
Fortunate Balanced Portfolio	29,7
Fortunate Worldwide Equity Portfolio	40,6

**Fund Information**

Portfolio Managers:	Independent Investment Solutions (Pty) Ltd
Benchmark:	CPI + 3.5% after costs
Category:	ASISA SA High-Equity
Regulation 28:	Non-Compliant
Inception Date:	13/07/2021

**Fund Prospectives**

Portfolio Timeframe	Drawdown Solution
Risk Strategy	Moderate to High
Portfolio goal	CPI + 3.5% after costs

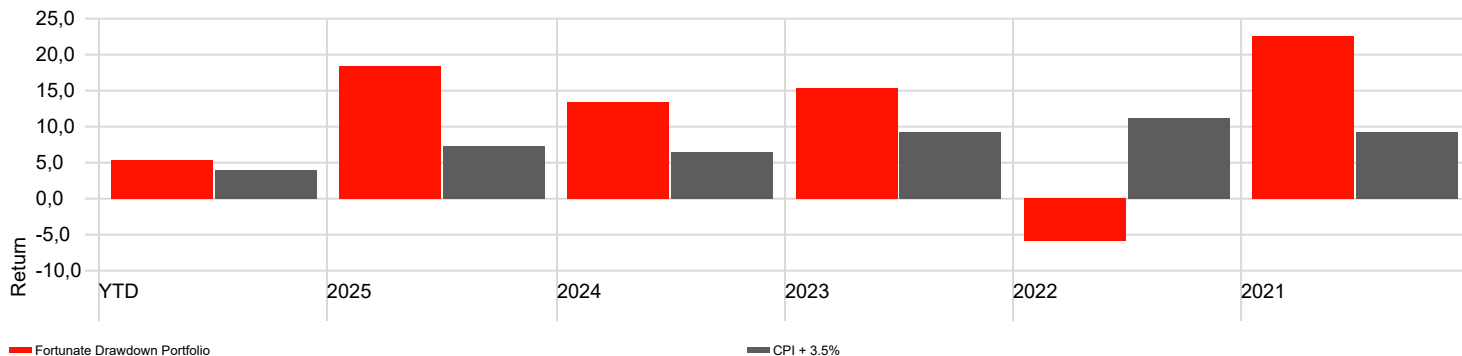
**Trailing Returns**

Data Point: Return Calculation Benchmark: CPI + 3.5%

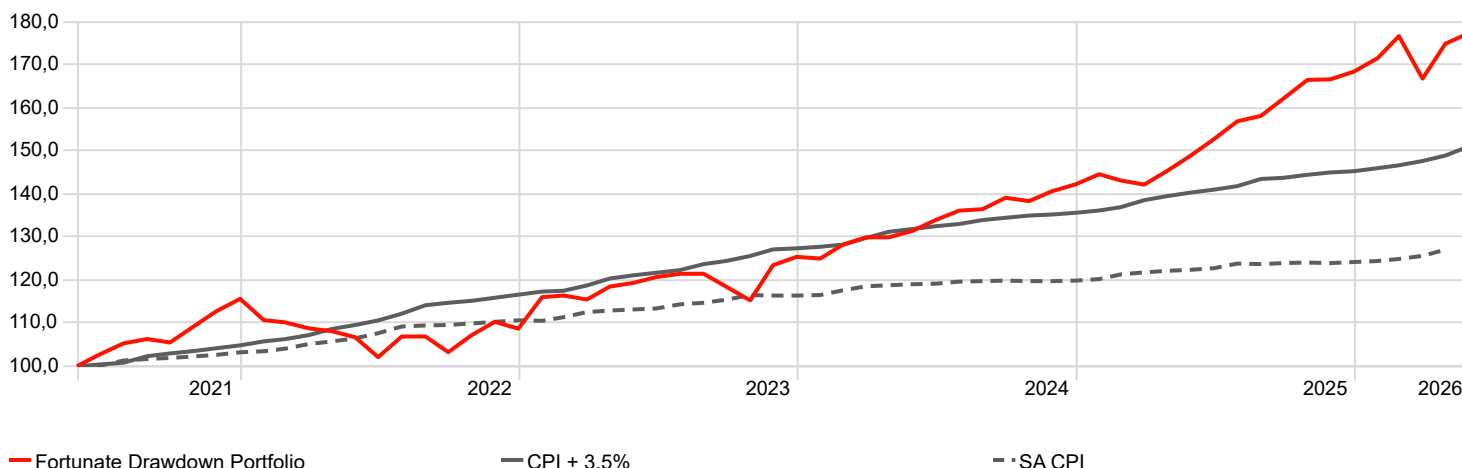
	YTD	3 Months	6 Months	1 Year	3 Years	5 Years	10 Years	15 Years
Fortunate Drawdown Portfolio	5,32	0,40	6,45	19,12	14,13	12,16	11,51	11,76
CPI + 3.5%	3,98	3,01	4,19	7,66	7,65	8,61	8,29	8,69

**Returns**

Calculation Benchmark: CPI + 3.5%



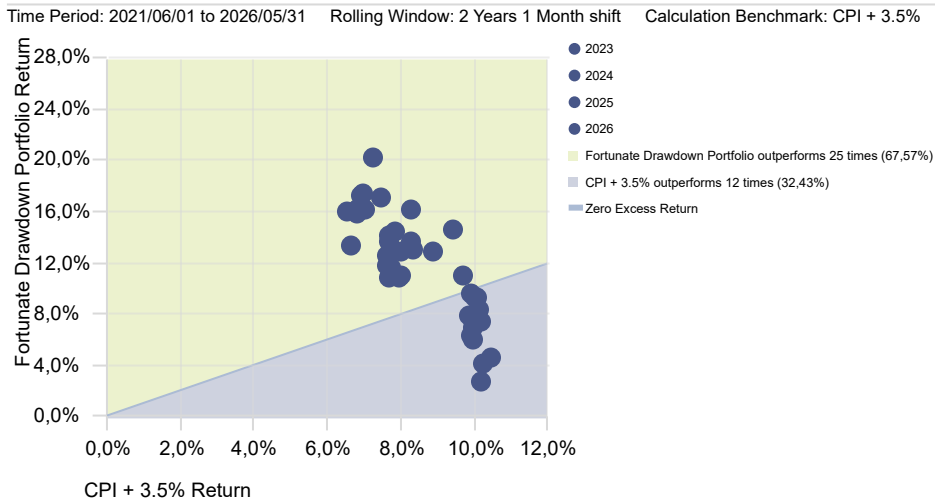
**Investment Growth**



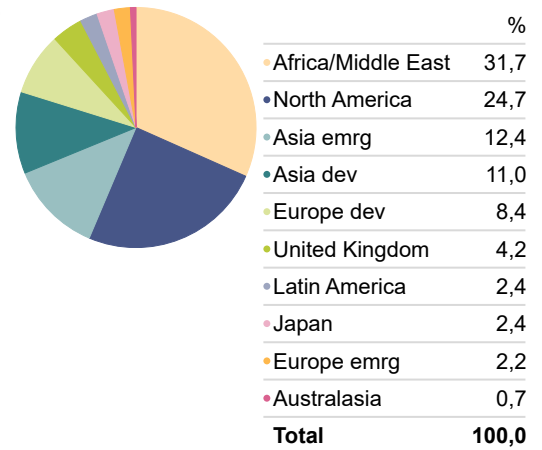
The simulated returns are based on the underlying funds at the indicated weightings



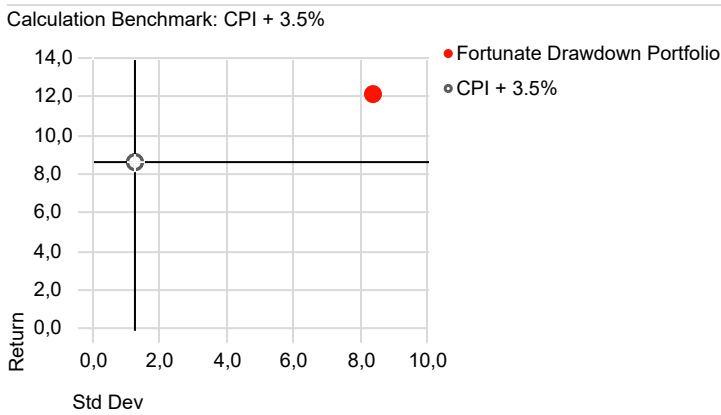
### Over/Under Benchmark Performance



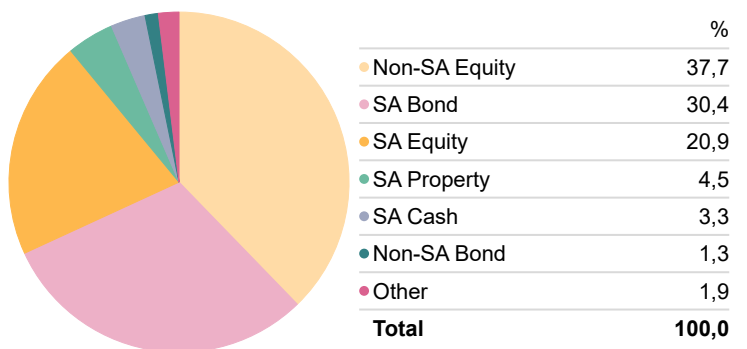
### Equity - Regional Allocation



### Risk-Reward



### Portfolio - Asset Allocation



### Top Holdings in Funds

	Weighting %
Taiwan Semiconductor Manufacturing Co Ltd	2,4
South Africa (Republic of) 8.75%	1,8
Naspers Ltd Class N	1,7
Gold Fields Ltd	1,7
Anglogold Ashanti PLC	1,4
South Africa (Republic of) 8.5%	1,4
South Africa (Republic of) 8.25%	1,3
Samsung Electronics Co Ltd	1,2
Firstrand Ltd	1,2
Standard Bank Group Ltd	1,2
South Africa (Republic of) 8.75%	1,2
South Africa (Republic of) 8.875%	1,1
SK Hynix Inc	1,1
NVIDIA Corp	1,1
NEPI Rockcastle NV	1,0
Apple Inc	1,0
South Africa (Republic of) 10%	0,9

### Disclaimer

Independent Investment Solutions (Proprietary) Limited (Reg No 2015/149383/07) ("i²") is a licensed Financial Services Provider ("FSP") in terms of the Financial Advisory and Intermediary Services Act, 37 of 2002 ("FAIS Act"), with FSP number 48201, regulated by the Financial Sector Conduct Authority. This document as well as any other information supplied in connection with the i² range of Investment Solutions should not be construed as providing "advice" as defined and/or contemplated in terms of the FAIS Act and prospective investors are encouraged to obtain their own independent financial advice from an appropriately qualified and registered financial advisor prior to investing in the product. The i² range of investment solutions are exposed to varying levels of market risk and are therefore considered medium to long term investments. The value of any of the i² investment solutions may go up as well as down and past performance is not necessarily indicative of future performance. i² assumes no liability for any loss or damage (direct, indirect, or consequential) that may be suffered from utilising or relying on the information contained herein. Performance may differ due to different rebalance dates as well as different fund and or fund class availability per platform.

The simulated returns are based on the underlying funds at the indicated weightings

