



**Investment Objective**

The Fortunate Global Equity Portfolio's objective is to provide long-term growth in capital across the global equity universe and is thus suitable to an investor with a high appetite for risk. This is a high equity portfolio with a flexible mandate to invest in various regions and currencies and comprises of a selection of top rated fund managers with exceptional track records in achieving their respective benchmarks.

The underlying risk and return objectives may vary as the portfolio is aggressively managed with assets being shifted between the various international markets to reflect changing economic and market conditions to maximise total returns. The portfolio may also include participatory interests or any other form of participation in portfolios of collective investment schemes or other similar schemes.

**Holdings**

	Weighting %
iShares Core MSCI World ETF USD Acc	50,0
Fairtree Global Equity B USD Acc	20,0
Ranmore Global Equity Investor USD	20,0
iShares Emerging Mkts Eq Idx (LU) F2 USD	10,0

**Fund Information**

Portfolio Managers:	Independent Investment Solutions (Pty) Ltd
Benchmark:	ASISA Global Equity General
Category:	ASISA Global Equity General
Regulation 28:	Non - Compliant
Inception Date:	09 December 2024

**Fund Prospectives**

Portfolio Timeframe	6+ Years
Risk Strategy	High
Portfolio goal	Capital appreciation

Please Note: The Information regarding fund set up and performance has been backdated. The Fortunate Global Equity Portfolio will only become active in December 2022.

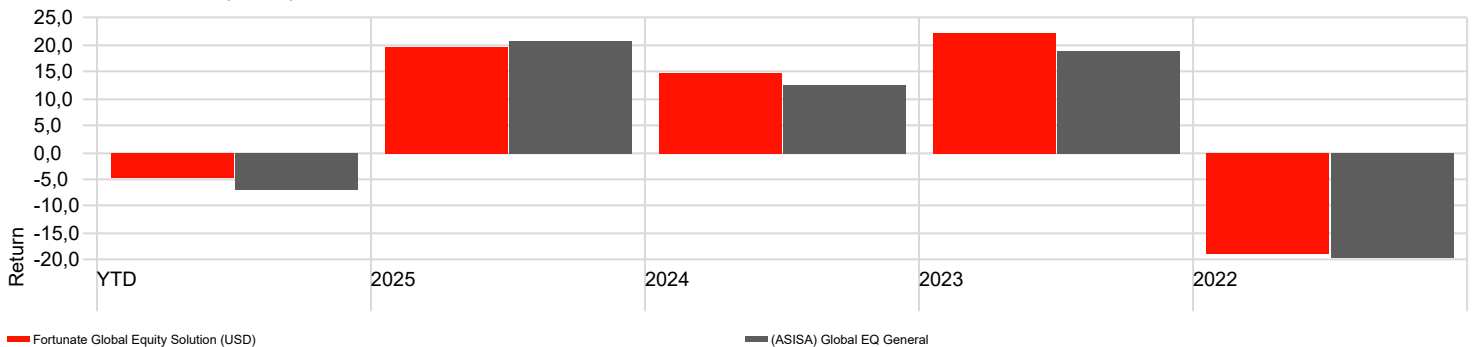
**Trailing Returns (USD)**

Data Point: Return Calculation Benchmark: (ASISA) Global EQ General

	YTD	3 Months	6 Months	1 Year	3 Years	5 Years
Fortunate Global Equity Solution (USD)	-4,75	-4,75	-1,53	17,29	13,90	8,48
(ASISA) Global EQ General	-6,72	-6,72	-4,03	12,60	12,17	5,37

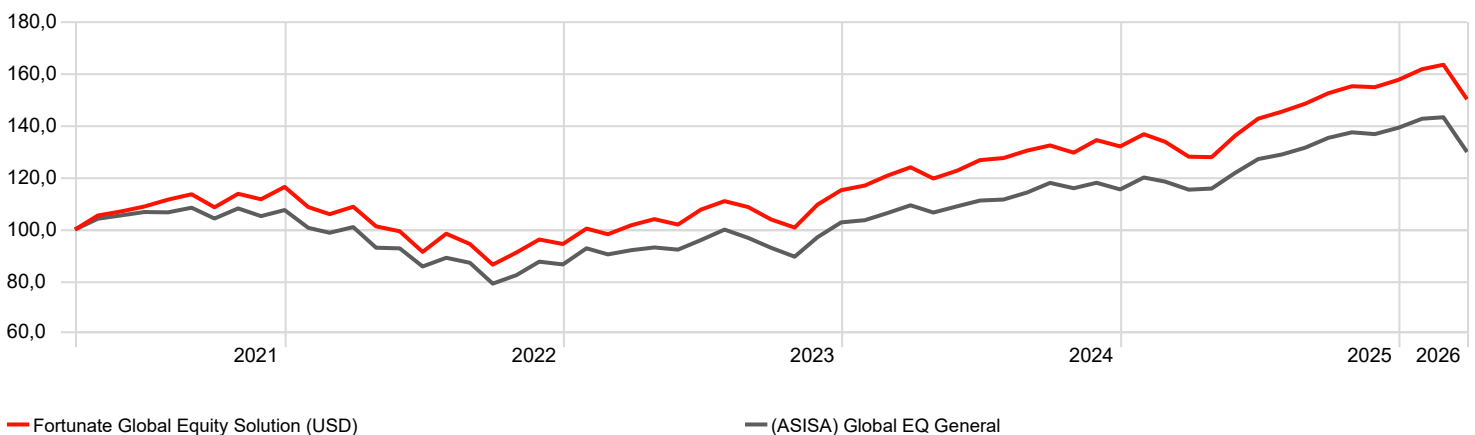
**Returns**

Calculation Benchmark: (ASISA) Global EQ General



**Investment Growth**

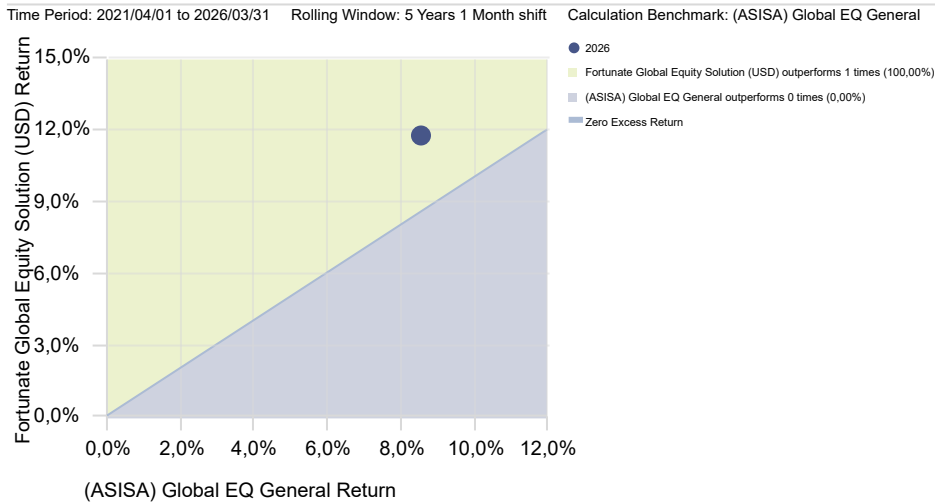
Time Period: 2021/04/01 to 2026/03/31



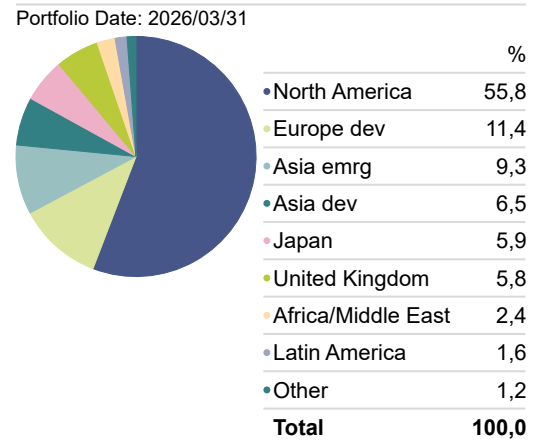
The simulated returns are based on the underlying funds at the indicated weightings



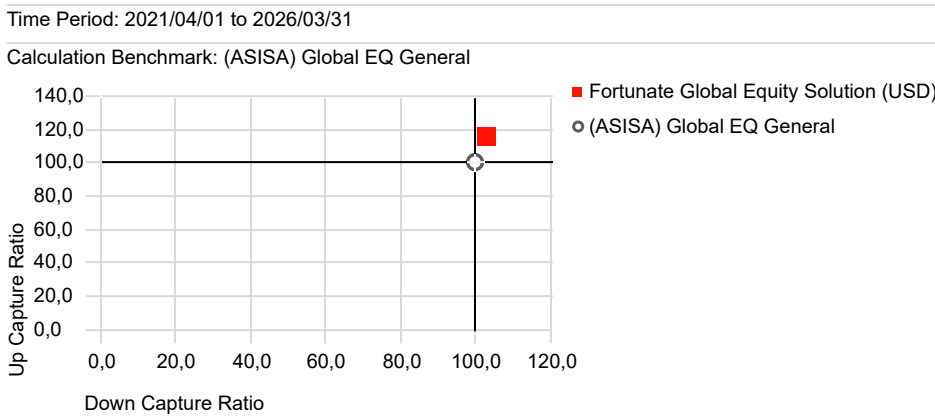
### Over/Under Benchmark Performance



### Portfolio - Regional Exposure



### Up/Down Capture Ratio



### Top Holdings in Funds

	Weighting %
NVIDIA Corp	3,4
Microsoft Corp	2,8
Apple Inc	2,8
Amazon.com Inc	2,0
Taiwan Semiconductor Manufacturing Co Ltd	1,9
Alphabet Inc Class C	1,6
Meta Platforms Inc Class A	1,5
Broadcom Inc	1,1
Alphabet Inc Class A	1,0
Kaspi.kz JSC ADS	0,9

### Disclaimer

Independent Investment Solutions (Proprietary) Limited (Reg No 2015/149383/07) ("i²") is a licensed Financial Services Provider ("FSP") in terms of the Financial Advisory and Intermediary Services Act, 37 of 2002 ("FAIS Act"), with FSP number 48201, regulated by the Financial Sector Conduct Authority. This document as well as any other information supplied in connection with the i² range of Investment Solutions should not be construed as providing "advice" as defined and/or contemplated in terms of the FAIS Act and prospective investors are encouraged to obtain their own independent financial advice from an appropriately qualified and registered financial advisor prior to investing in the product. The i² range of investment solutions are exposed to varying levels of market risk and are therefore considered medium to long term investments. The value of any of the i² investment solutions may go up as well as down and past performance is not necessarily indicative of future performance. i² assumes no liability for any loss or damage (direct, indirect, or consequential) that may be suffered from utilising or relying on the information contained herein. Performance may differ due to different rebalance dates as well as different fund and or fund class availability per platform.

The simulated returns are based on the underlying funds at the indicated weightings

