



Investment Objective

The Fortunate Stable Portfolio is set up to provide capital preservation and absolute returns through active low equity allocation. The aim is to limit drawdowns but to achieve returns which exceeds inflation plus 3% over the medium term. The portfolio aims to achieve this with low volatility and diversification in different asset classes.

The fund selection objective is a quality approach, seeking to deliver constant performance through different business cycle.

Holdings

	Weighting %
Amplify SCI Strategic Income Fund A1	19,8
Prescient Income Provider A2	18,8
PortfolioMetrix BCI SA Bond Fund A	14,9
Satrix Capped All Share Index B1	11,4
Satrix MSCI Emerging Markets ETF	11,0
Satrix MSCI World Feeder ETF	7,9
Fairtree SA Equity Prescient P1	6,4
Satrix Property Index B1	5,0
Prescient Income Plus A2	4,9

Fund Information

Portfolio Managers:	Independent Investment Solutions (Pty) Ltd
Benchmark:	SA MA Low Equity
Category:	SA MA Low Equity
Regulation 28:	Compliant
Inception date:	15/06/2022

Fund Prospectives

Portfolio Timeframe	1-3 Years
Risk Strategy	Low
Portfolio goal	CPI + 3%

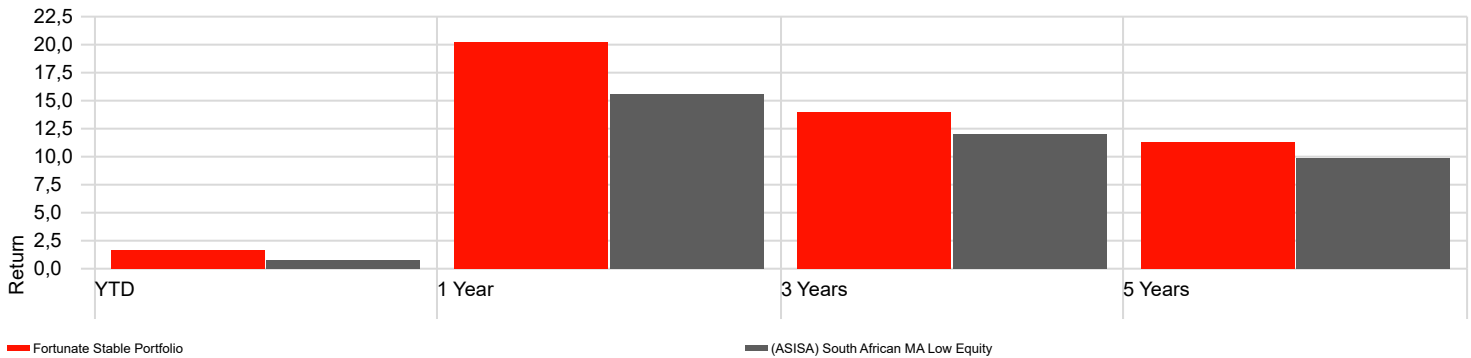
Trailing Returns

Data Point: Return Calculation Benchmark: (ASISA) South African MA Low Equity

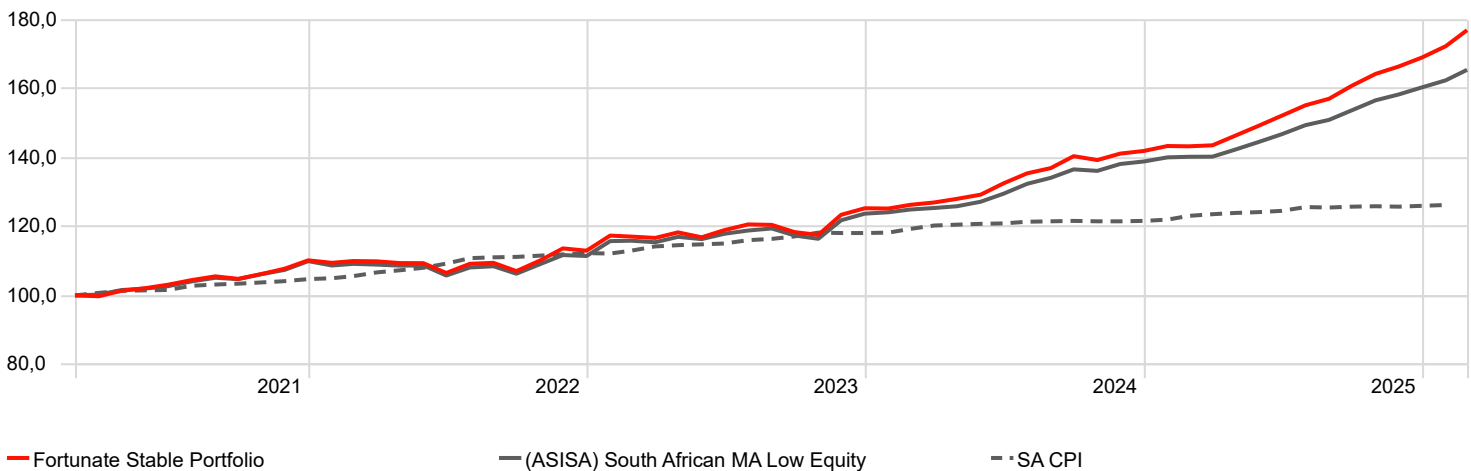
	YTD	3 Months	6 Months	1 Year	3 Years	5 Years
Fortunate Stable Portfolio	4,69	6,36	12,69	23,55	14,79	12,11
(ASISA) South African MA Low Equity	3,17	4,53	9,63	18,02	12,62	10,61

Returns

Calculation Benchmark: (ASISA) South African MA Low Equity



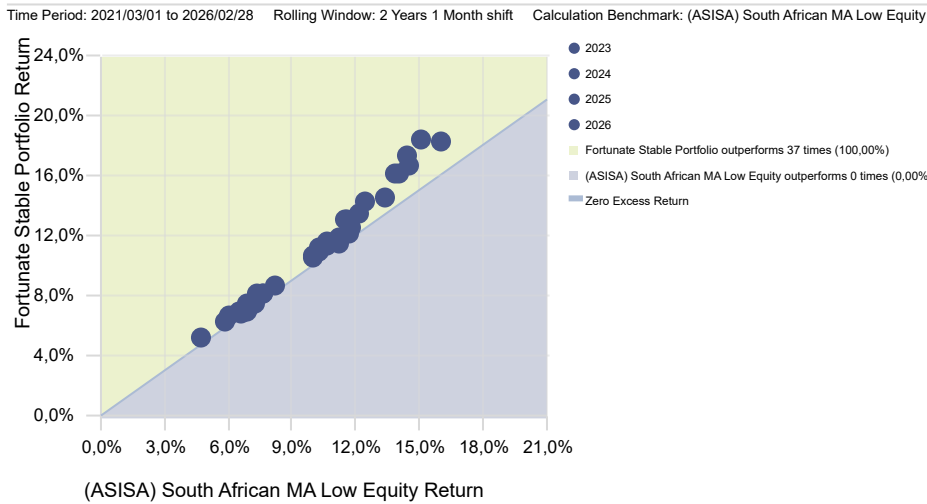
Investment Growth



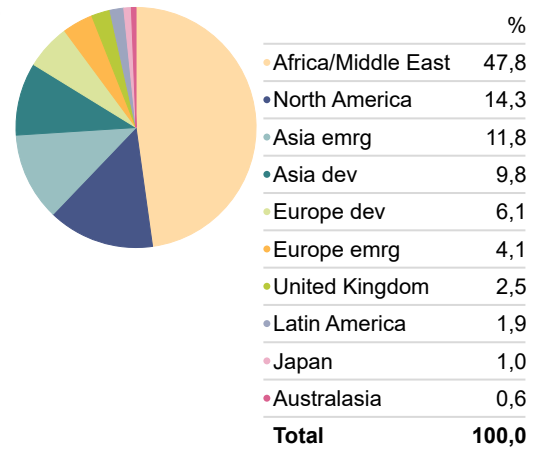
The simulated returns are based on the underlying funds at the indicated weightings



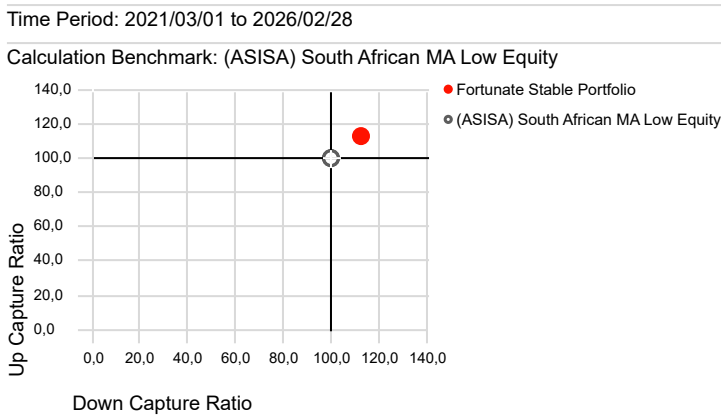
Over/Under Benchmark Performance



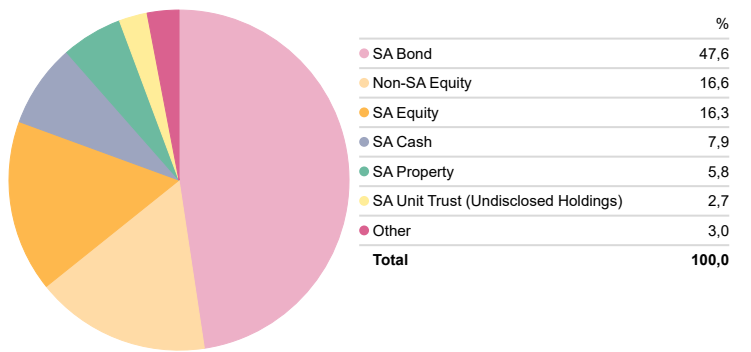
Equity - Regional Allocation



Up/Down Capture Ratio



Portfolio - Asset Allocation



Top Holdings in Funds

Asset	Weighting %
REPUBLIC OF SOUTH AFRICA 31/03/32	8,25%
REPUBLIC OF SOUTH AFRICA 31/01/37	8,5%
South Africa (Republic of)	8,75%
Recv_sa All_270226	2,1
Naspers Ltd Class N	1,5
Nedbank Swap 8.102 07052032	1,5
Gold Fields Ltd	1,4
NEPI Rockcastle NV	1,3
Taiwan Semiconductor Manufacturing Co Ltd	1,3
South Africa (Republic of)	9%
Firststrand Ltd	1,1
Anglogold Ashanti PLC	1,1
Growthpoint Properties Ltd	0,9
Nedbank Swap 7.303 07052032	0,9
Standard Bank Group Ltd	0,8

Disclaimer

Independent Investment Solutions (Proprietary) Limited (Reg No 2015/149383/07) ("i²") is a licensed Financial Services Provider ("FSP") in terms of the Financial Advisory and Intermediary Services Act, 37 of 2002 ("FAIS Act"), with FSP number 48201, regulated by the Financial Sector Conduct Authority. This document as well as any other information supplied in connection with the i² range of Investment Solutions should not be construed as providing "advice" as defined and/or contemplated in terms of the FAIS Act and prospective investors are encouraged to obtain their own independent financial advice from an appropriately qualified and registered financial advisor prior to investing in the product. The i² range of investment solutions are exposed to varying levels of market risk and are therefore considered medium to long term investments. The value of any of the i² investment solutions may go up as well as down and past performance is not necessarily indicative of future performance. i² assumes no liability for any loss or damage (direct, indirect, or consequential) that may be suffered from utilising or relying on the information contained herein. Performance may differ due to different rebalance dates as well as different fund and or fund class availability per platform.

The simulated returns are based on the underlying funds at the indicated weightings

