



**Investment Objective**

The Fortunate Cautious Portfolio is set up to provide investors the opportunity for lower risk short-term growth which exceeds the return of bank deposits through diversification of different asset classes.

The objective of the Portfolio is to achieve modest capital appreciation and absolute returns through active asset allocation in line with inflation plus 2% over the medium term with low volatility and low correlation to the equity market through all market cycles.

**Holdings**

	Weighting %
Amplify SCI Strategic Income Fund A1	20,0
Granate BCI Multi Income B	20,0
STANLIB Flexible Income B6	20,0
Prescient Income Provider A2	20,0
PortfolioMetrix BCI SA Bond Fund A	15,1
Prescient Income Plus A2	5,0

**Fund Information**

Portfolio Managers:	Independent Investment Solutions (Pty) Ltd
Benchmark:	SA MA Income
Category:	SA MA Income
Regulation 28:	Compliant
Inception Date:	22/07/2021

**Fund Prospectives**

Portfolio Timeframe	0-2 Years
Risk Strategy	Low
Portfolio goal	CPI + 2%

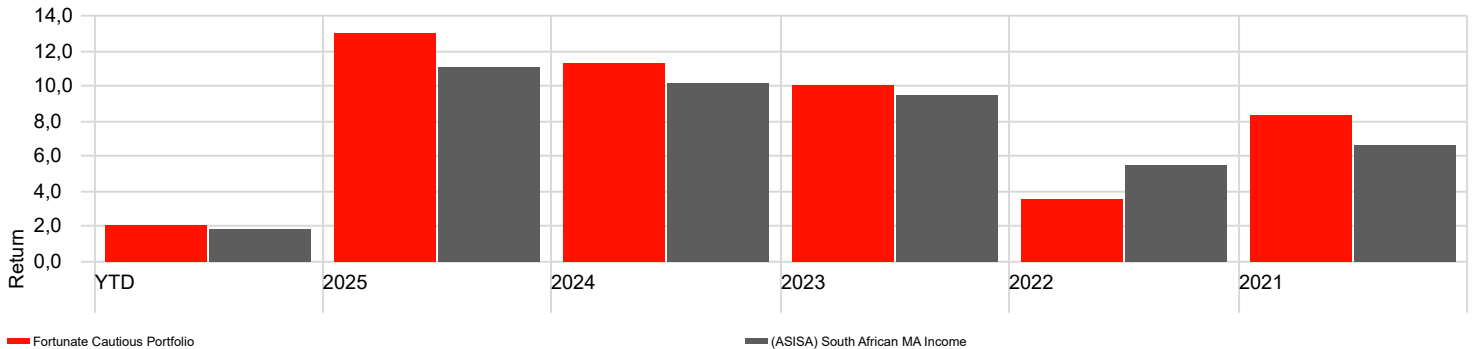
**Trailing Returns**

Data Point: Return Calculation Benchmark: (ASISA) South African MA Income

	YTD	3 Months	6 Months	1 Year	3 Years	5 Years	10 Years	15 Years
Fortunate Cautious Portfolio	2,08	3,37	7,80	14,30	11,41	9,33	8,89	
(ASISA) South African MA Income	1,81	2,88	6,57	11,87	10,29	8,74	8,10	7,67

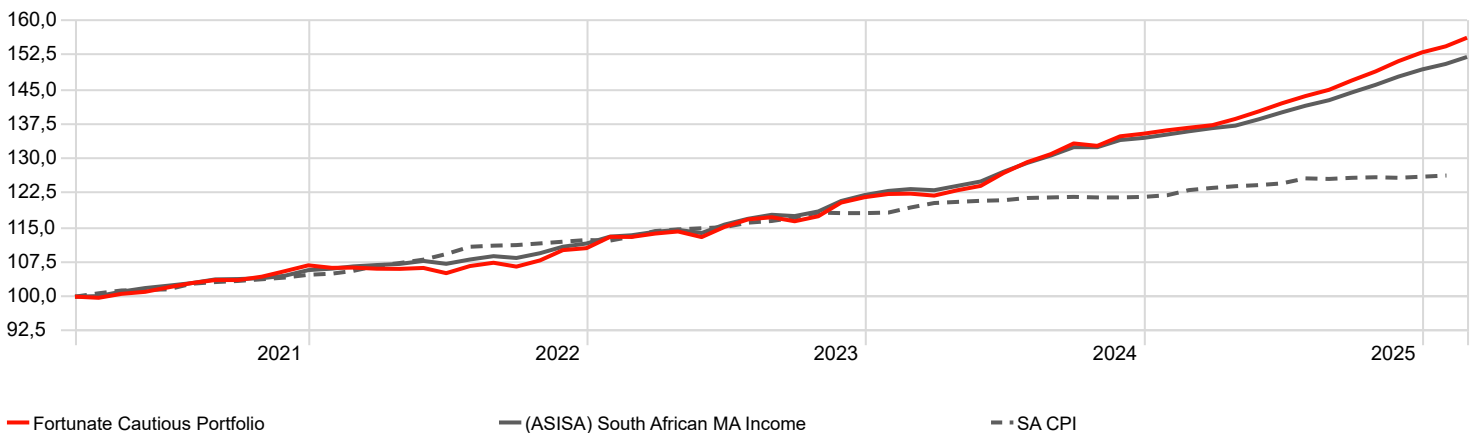
**Returns**

Calculation Benchmark: (ASISA) South African MA Income



**Investment Growth**

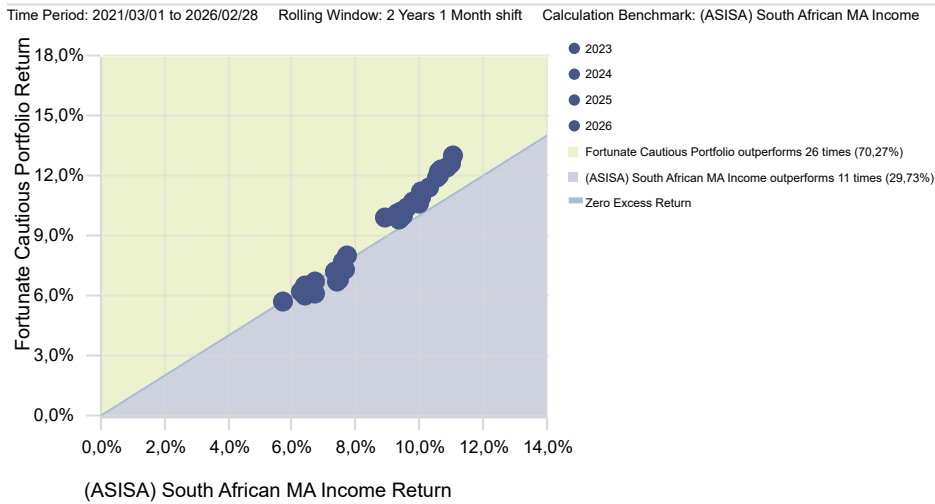
Time Period: 2021/03/01 to 2026/02/28



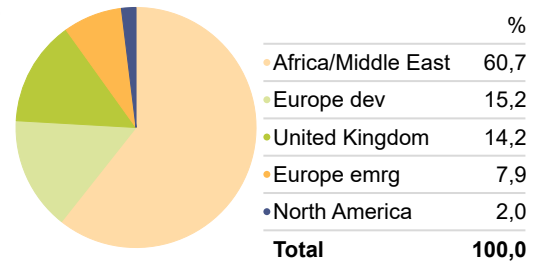
The simulated returns are based on the underlying funds at the indicated weightings



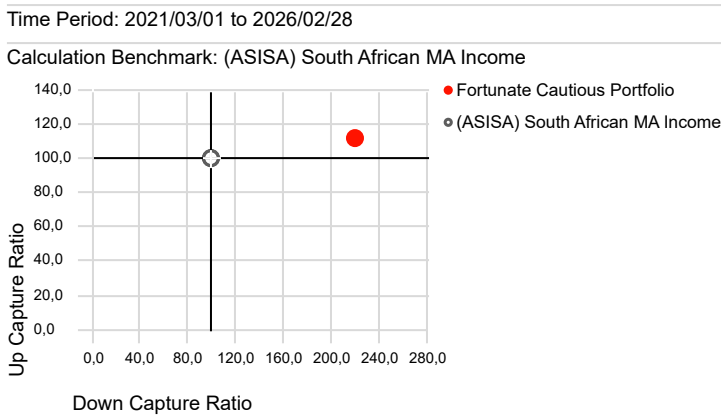
### Over/Under Benchmark Performance



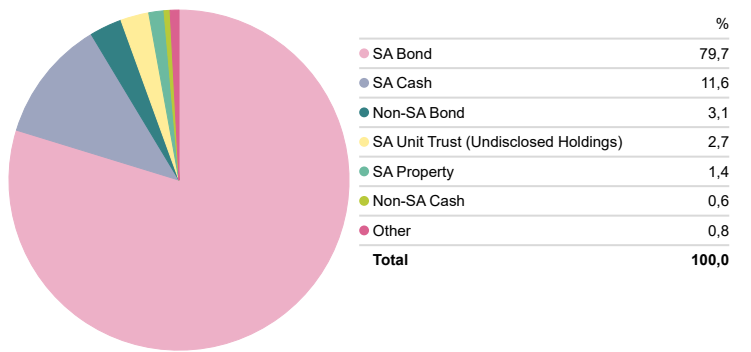
### Equity - Regional Allocation



### Up/Down Capture Ratio



### Portfolio - Asset Allocation



### Top Holdings in Funds

Fund Name	Weighting %
South Africa (Republic of)	6,5
REPUBLIC OF SOUTH AFRICA 31/03/32	8.25%
REPUBLIC OF SOUTH AFRICA 28/02/35	8.875%
REPUBLIC OF SOUTH AFRICA 31/01/37	8.5%
REPUBLIC OF SOUTH AFRICA 31/01/45	8.75%
Recv_sa All_270226	2,2
Nedbank Swap 8.102 07052032	1,5
REPUBLIC OF SOUTH AFRICA 31/01/40	9%
REPUBLIC OF SOUTH AFRICA 31/01/38	2.25%
REPUBLIC OF SOUTH AFRICA 28/02/33	1.875%

### Disclaimer

Independent Investment Solutions (Proprietary) Limited (Reg No 2015/149383/07) ("i²") is a licensed Financial Services Provider ("FSP") in terms of the Financial Advisory and Intermediary Services Act, 37 of 2002 ("FAIS Act"), with FSP number 48201, regulated by the Financial Sector Conduct Authority. This document as well as any other information supplied in connection with the i² range of Investment Solutions should not be construed as providing "advice" as defined and/or contemplated in terms of the FAIS Act and prospective investors are encouraged to obtain their own independent financial advice from an appropriately qualified and registered financial advisor prior to investing in the product. The i² range of investment solutions are exposed to varying levels of market risk and are therefore considered medium to long term investments. The value of any of the i² investment solutions may go up as well as down and past performance is not necessarily indicative of future performance. i² assumes no liability for any loss or damage (direct, indirect, or consequential) that may be suffered from utilising or relying on the information contained herein. Performance may differ due to different rebalance dates as well as different fund and or fund class availability per platform.

The simulated returns are based on the underlying funds at the indicated weightings

