



Investment Objective

The Fortunate Balanced Portfolio is set up to provide investors the opportunity for higher risk longer-term growth through diversification of different asset classes. The portfolio is set in accordance with Regulation 28 which allows for a maximum of only 45% of the Fund to be invested abroad.

Holdings

	Weighting %
Satrix Capped All Share Index B1	22,9
Satrix MSCI World Feeder ETF	16,1
Satrix MSCI Emerging Markets ETF	15,4
PortfolioMetrix BCI SA Bond Fund A	14,7
Fairtree SA Equity Prescient P1	8,5
Truffle SCI SA Equity Fund C	8,3
Satrix Property Index B1	5,0
Prescient Income Plus A2	4,8
Prescient Income Provider A2	4,3

The investment objective of the Portfolio is to obtain long term capital growth at moderate risk levels. The investment objective will be achieved by a diversified spread of investments similar to that usually employed by retirement funds. The Fund will invest in a range of equities, bonds, money market instruments, fixed interest securities or property.

Fund Information

Portfolio Managers: Independent Investment Solutions (Pty) Ltd
 Benchmark: SA MA High-Equity
 Category: SA MA High-Equity
 Regulation 28: Compliant
 Inception Date: 22/07/2021

Fund Prospectives

Portfolio Timeframe: 3-5 Years
 Risk Strategy: Moderate to High
 Portfolio goal: CPI + 5%

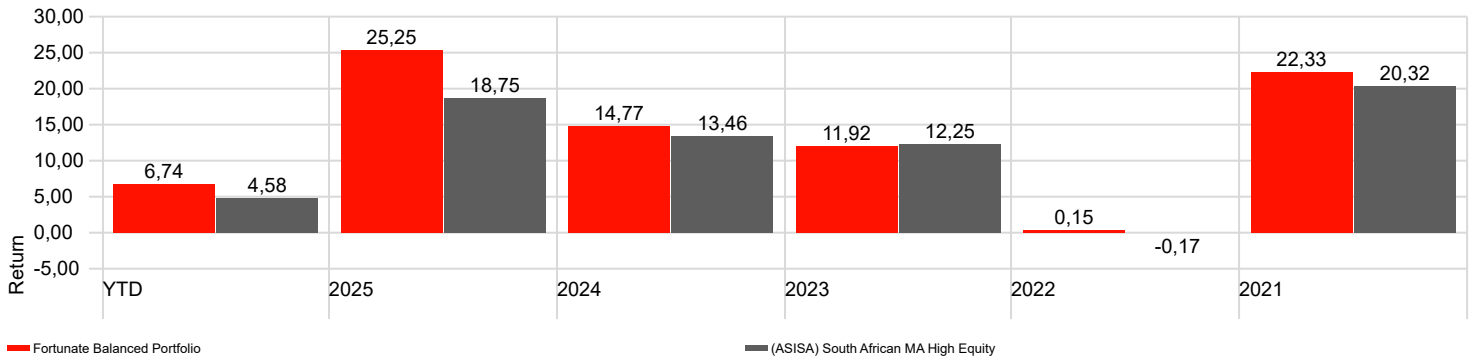
Trailing Returns

Data Point: Return Calculation Benchmark: (ASISA) South African MA High Equity

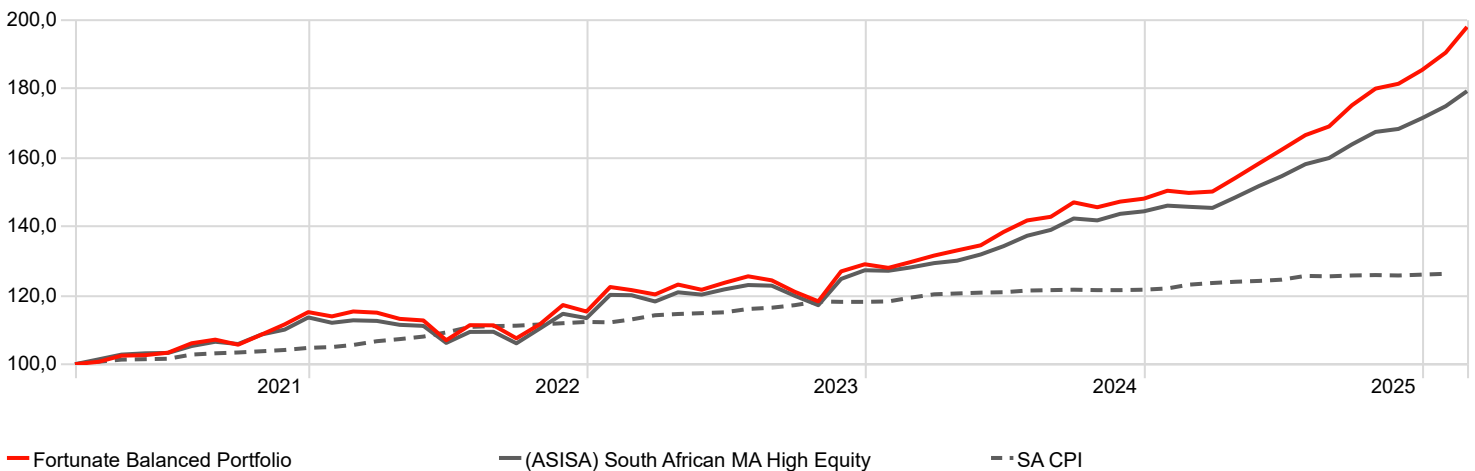
	YTD	3 Months	6 Months	1 Year	3 Years	5 Years	10 Years	15 Years
Fortunate Balanced Portfolio	6,74	9,10	17,11	32,21	17,67	14,64	12,65	11,77
(ASISA) South African MA High Equity	4,58	6,53	12,16	23,07	14,32	12,40	9,11	9,67

Returns

Calculation Benchmark: (ASISA) South African MA High Equity



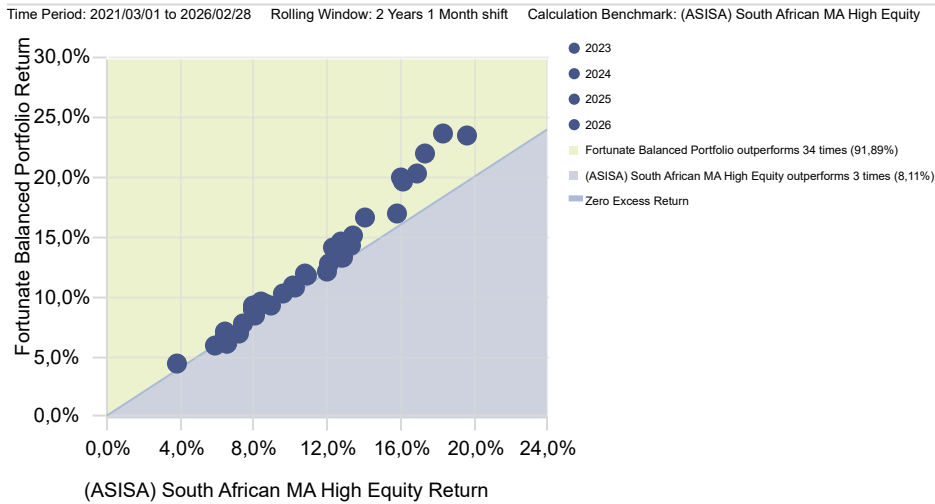
Investment Growth



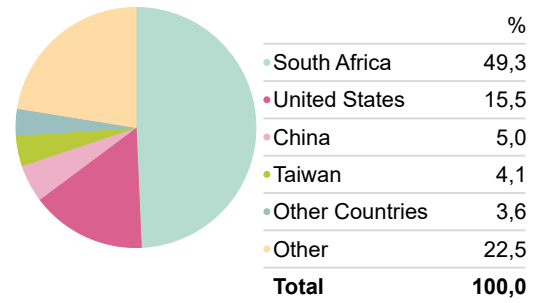
The simulated returns are based on the underlying funds at the indicated weightings



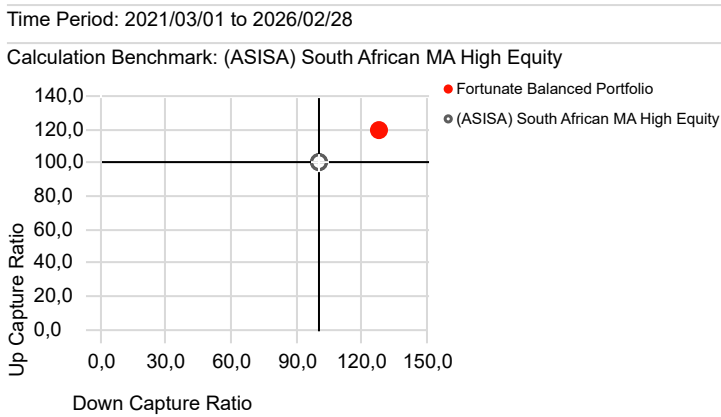
Over/Under Benchmark Performance



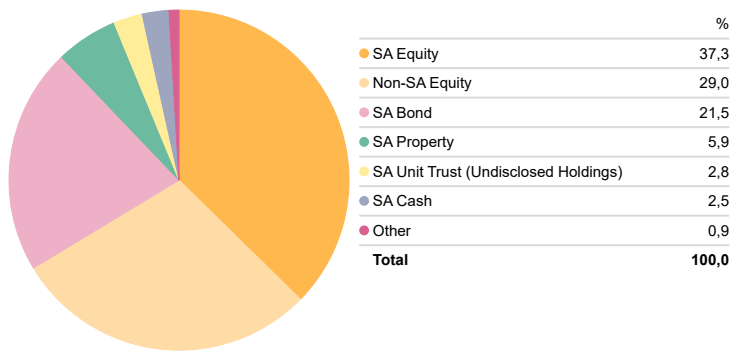
Equity - Regional Allocation



Up/Down Capture Ratio



Portfolio - Asset Allocation



Top Holdings in Funds

	Weighting %
Naspers Ltd Class N	3,4
Gold Fields Ltd	3,0
South Africa (Republic of) 8.75%	2,6
Firststrand Ltd	2,4
Anglogold Ashanti PLC	2,4
Recv_sa All_270226	2,1
Standard Bank Group Ltd	1,9
Taiwan Semiconductor Manufacturing Co Ltd	1,8
Capitec Bank Holdings Ltd	1,6
Impala Platinum Holdings Ltd	1,5

Disclaimer

Independent Investment Solutions (Proprietary) Limited (Reg No 2015/149383/07) ("i²") is a licensed Financial Services Provider ("FSP") in terms of the Financial Advisory and Intermediary Services Act, 37 of 2002 ("FAIS Act"), with FSP number 48201, regulated by the Financial Sector Conduct Authority. This document as well as any other information supplied in connection with the i² range of Investment Solutions should not be construed as providing "advice" as defined and/or contemplated in terms of the FAIS Act and prospective investors are encouraged to obtain their own independent financial advice from an appropriately qualified and registered financial advisor prior to investing in the product. The i² range of investment solutions are exposed to varying levels of market risk and are therefore considered medium to long term investments. The value of any of the i² investment solutions may go up as well as down and past performance is not necessarily indicative of future performance. i² assumes no liability for any loss or damage (direct, indirect, or consequential) that may be suffered from utilising or relying on the information contained herein. Performance may differ due to different rebalance dates as well as different fund and or fund class availability per platform.

The simulated returns are based on the underlying funds at the indicated weightings

