



Investment Objective

The Fortunate Worldwide Equity objective is to provide long-term growth in capital across the global equity universe. The manager in selecting securities for the portfolio will seek to follow an investment policy which will secure for investors a flexible combination of investments in international and local equity, and property markets.

The underlying risk and return objectives may vary as the portfolio is aggressively managed with assets being shifted between the various international markets to reflect changing economic and market conditions to maximise total returns. The portfolio may also include participatory interests or any other form of participation in portfolios of collective investment schemes or other similar schemes.

Holdings

	Weighting %
Satrix MSCI World Feeder ETF	35,6
Satrix MSCI Emerging Markets ETF	26,9
Satrix Capped All Share Index B1	15,3
BCI Ranmore Global Value Equity FF B	7,8
Fairtree SA Equity Prescient P1	5,3
Truffle SCI SA Equity Fund C	5,2
Satrix Property Index B1	4,0

Fund Information

Portfolio Managers: Independent Investment Solutions (Pty) Ltd
 Benchmark: Fortunate Worldwide Equity Custom Benchmark
 Category: ASISA Global Equity General
 Regulation 28: Non - Compliant
 Inception Date: 22/07/2021

Fund Prospectives

Portfolio Timeframe: 6 + Years
 Risk Strategy: High
 Portfolio goal: Capital appreciation

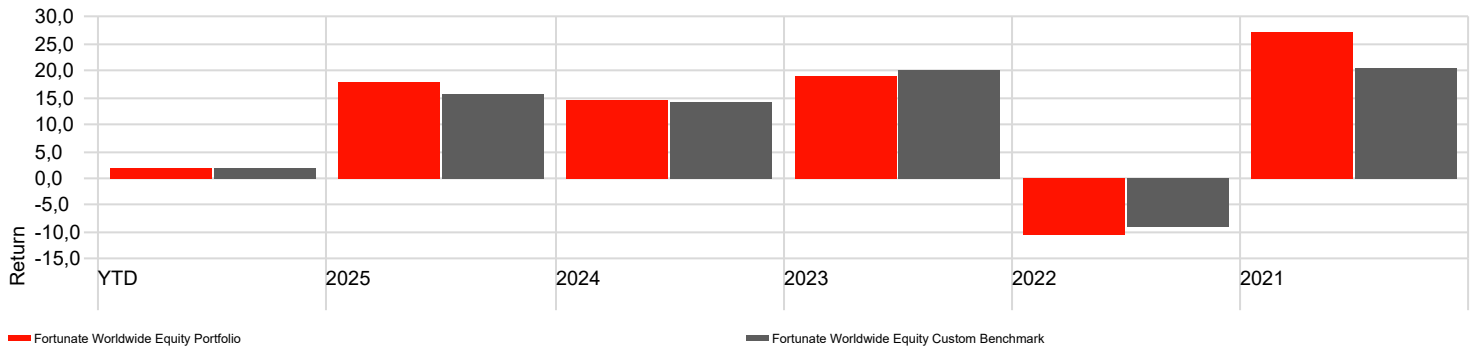
Trailing Returns

Data Point: Return Calculation Benchmark: Fortunate Worldwide Equity Custom Benchmark

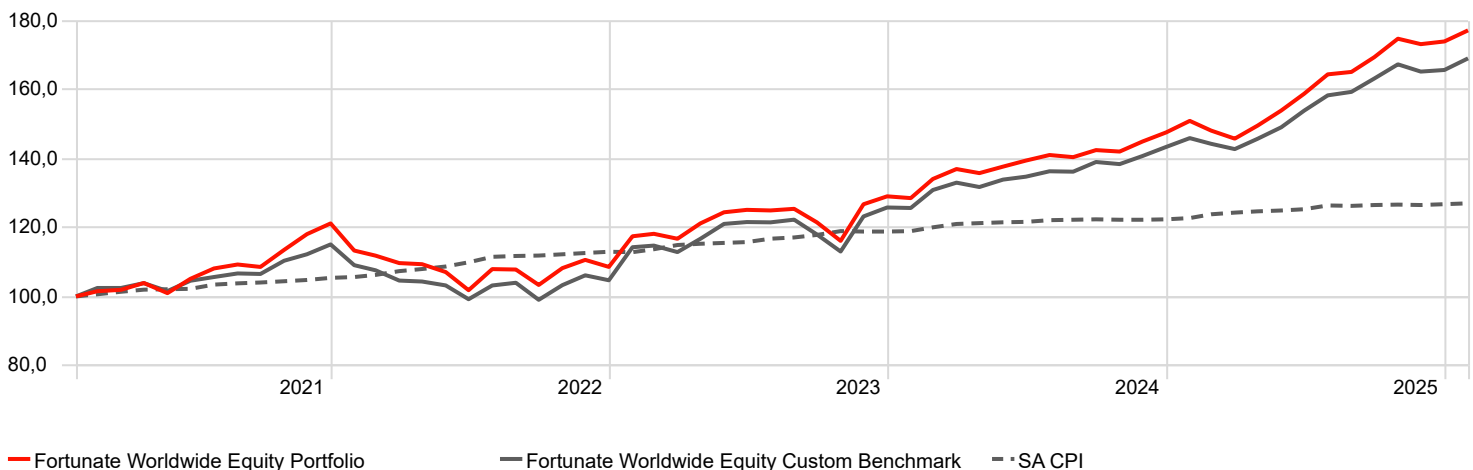
	YTD	3 Months	6 Months	1 Year	3 Years	5 Years
Fortunate Worldwide Equity Portfolio	1,85	1,39	7,77	17,42	14,71	12,14
Fortunate Worldwide Equity Custom Benchmark	2,03	1,03	6,78	15,87	13,97	11,09

Returns

Calculation Benchmark: Fortunate Worldwide Equity Custom Benchmark



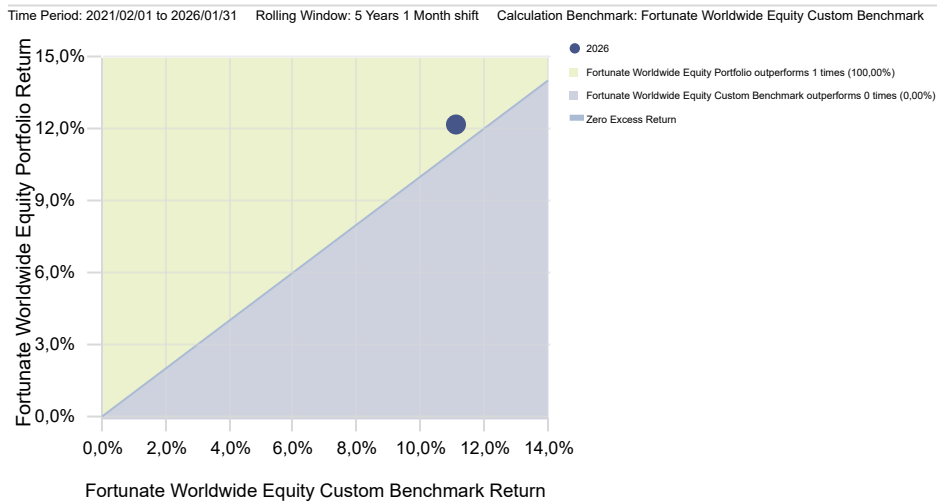
Investment Growth



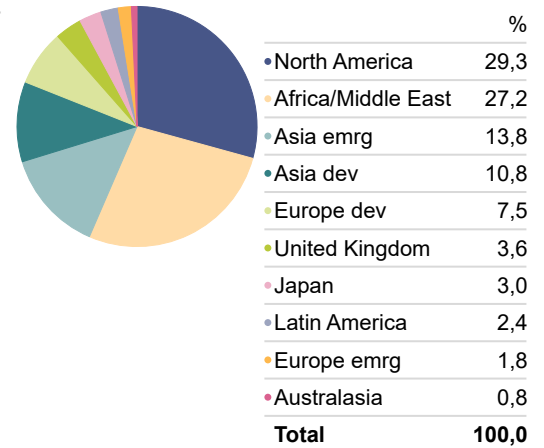
The simulated returns are based on the underlying funds at the indicated weightings



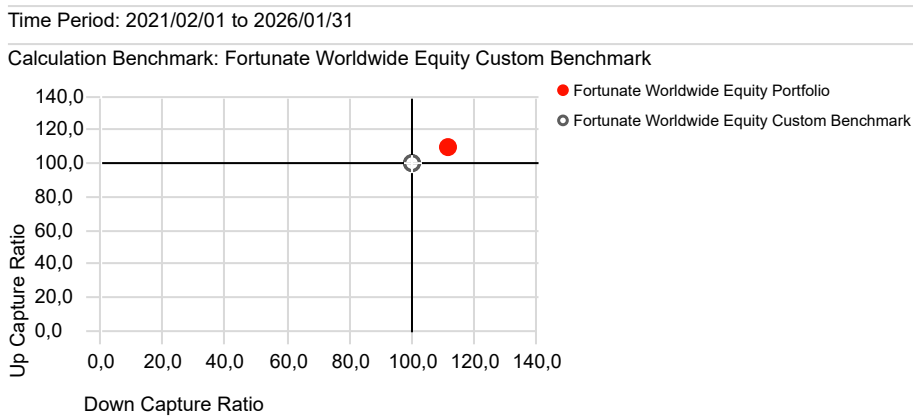
Over/Under Benchmark Performance



Equity - Regional Allocation



Up/Down Capture Ratio



Asset Allocation

South African Property	4%
South African Equity	26%
International Equity	70%

As of 2026/01/31

Top Holdings in Funds

	Weighting %
Taiwan Semiconductor Manufacturing Co Ltd	2,9
Naspers Ltd Class N	2,3
Gold Fields Ltd	2,0
NVIDIA Corp	2,0
Apple Inc	1,6
Anglogold Ashanti PLC	1,6
Firststrand Ltd	1,6
Microsoft Corp	1,3
Standard Bank Group Ltd	1,2
Samsung Electronics Co Ltd	1,1

Disclaimer

Independent Investment Solutions (Proprietary) Limited (Reg No 2015/149383/07) ("i²") is a licensed Financial Services Provider ("FSP") in terms of the Financial Advisory and Intermediary Services Act, 37 of 2002 ("FAIS Act"), with FSP number 48201, regulated by the Financial Sector Conduct Authority. This document as well as any other information supplied in connection with the i² range of Investment Solutions should not be construed as providing "advice" as defined and/or contemplated in terms of the FAIS Act and prospective investors are encouraged to obtain their own independent financial advice from an appropriately qualified and registered financial advisor prior to investing in the product. The i² range of investment solutions are exposed to varying levels of market risk and are therefore considered medium to long term investments. The value of any of the i² investment solutions may go up as well as down and past performance is not necessarily indicative of future performance. i² assumes no liability for any loss or damage (direct, indirect, or consequential) that may be suffered from utilising or relying on the information contained herein. Performance may differ due to different rebalance dates as well as different fund and or fund class availability per platform.

The simulated returns are based on the underlying funds at the indicated weightings

