



Investment Objective

The Fortunate Worldwide Equity objective is to provide long-term growth in capital across the global equity universe. The manager in selecting securities for the portfolio will seek to follow an investment policy which will secure for investors a flexible combination of investments in international and local equity, and property markets.

The underlying risk and return objectives may vary as the portfolio is aggressively managed with assets being shifted between the various international markets to reflect changing economic and market conditions to maximise total returns. The portfolio may also include participatory interests or any other form of participation in portfolios of collective investment schemes or other similar schemes.

Holdings

	Weighting %
Satrix MSCI World Feeder ETF	37,0
Satrix MSCI Emerging Markets ETF	26,0
Satrix Capped All Share Index B1	15,0
BCI Ranmore Global Value Equity FF B	8,0
Fairtree SA Equity Prescient P1	5,0
Truffle SCI SA Equity Fund C	5,0
Satrix Property Index B1	4,0

Fund Information

Portfolio Managers: SA Asset Management
 Benchmark: Fortunate Worldwide Equity Custom Benchmark
 Category: ASISA Global Equity General
 Regulation 28: Non - Compliant

Fund Prospectives

Portfolio Timeframe: 6 + Years
 Risk Strategy: High
 Portfolio goal: Capital appreciation

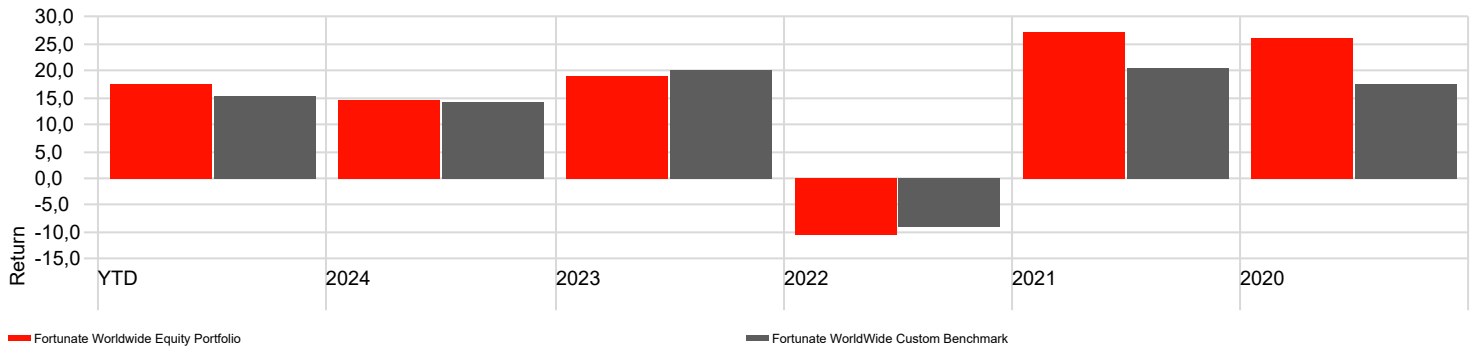
Trailing Returns

Data Point: Return Calculation Benchmark: Fortunate WorldWide Custom Benchmark

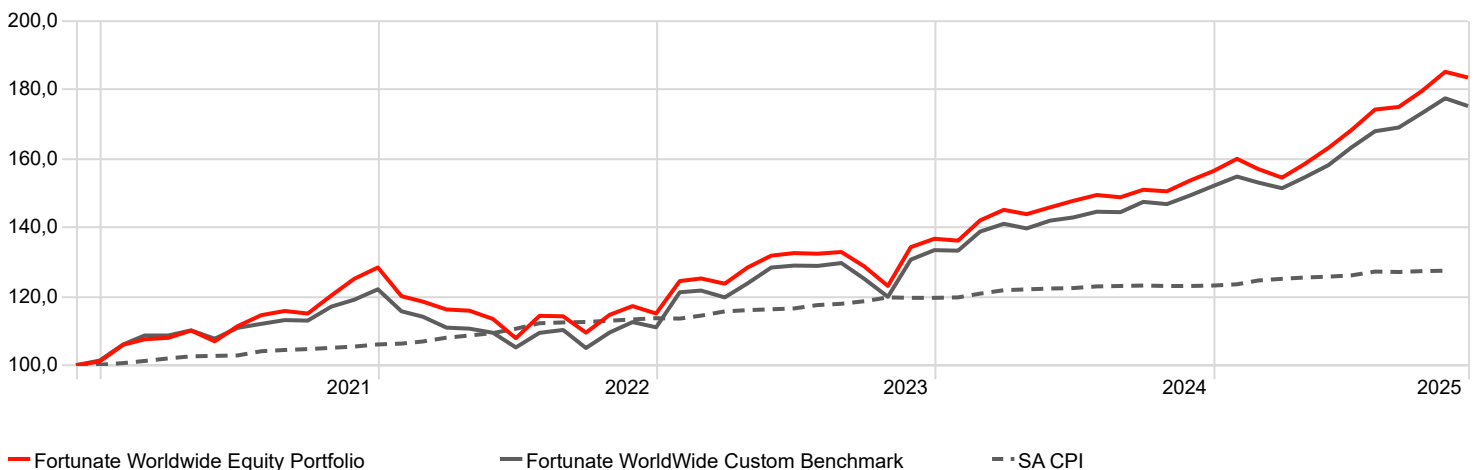
	YTD	3 Months	6 Months	1 Year	3 Years	5 Years
Fortunate Worldwide Equity Portfolio	17,37	4,89	12,52	19,51	16,15	12,92
Fortunate WorldWide Custom Benchmark	15,26	3,69	10,85	17,43	15,93	11,88

Returns

Calculation Benchmark: Fortunate WorldWide Custom Benchmark



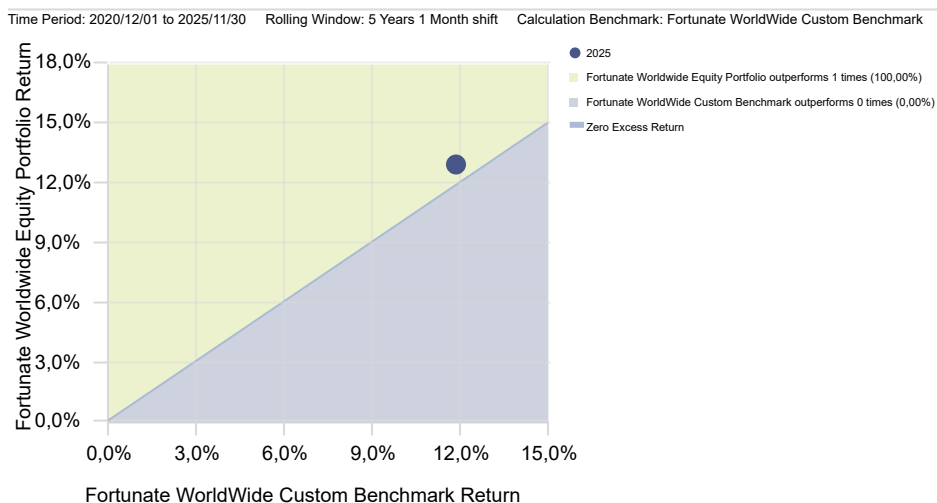
Investment Growth



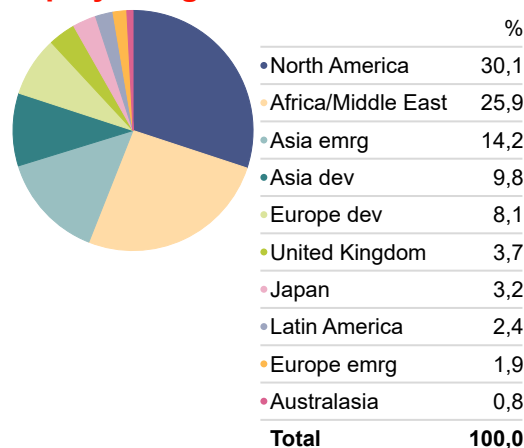
The simulated returns are based on the underlying funds at the indicated weightings



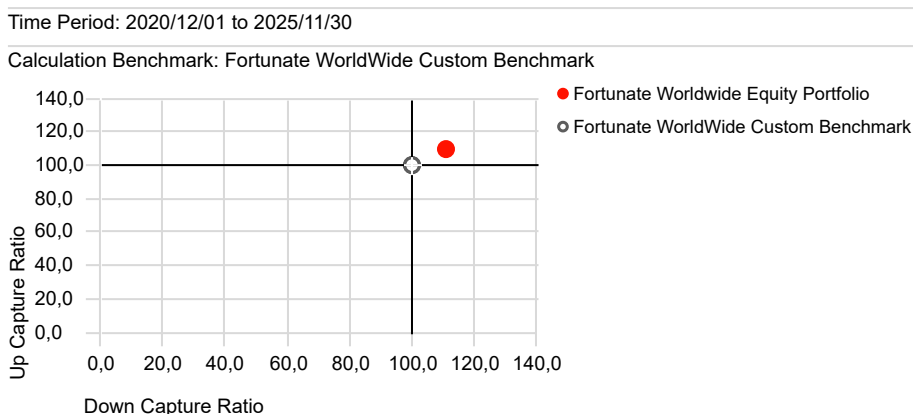
Over/Under Benchmark Performance



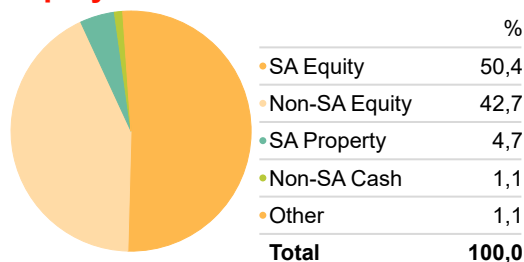
Equity - Regional Allocation



Up/Down Capture Ratio



Equity - Asset Allocation



Top Holdings in Funds

	Weighting %
Taiwan Semiconductor Manufacturing Co Ltd	2,6
Naspers Ltd Class N	2,4
Gold Fields Ltd	2,2
NVIDIA Corp	2,0
Apple Inc	1,9
Microsoft Corp	1,5
Anglogold Ashanti PLC	1,5
Firststrand Ltd	1,4
NEPI Rockcastle NV	1,2
Tencent Holdings Ltd	1,2

Disclaimer

All information and opinions provided are of a general nature and are not intended to address the circumstances of any particular individual or entity. We are not acting and do not support to act in any way as an advisor or in a fiduciary capacity. No one should act upon such information or opinion without appropriate professional advice after a thorough examination of a particular situation. We endeavour to provide accurate and timely information but we make no representation or warranty, express or implied, with respect to the correctness, accuracy or completeness of the information and opinions. We do not undertake to update, modify or amend the information on a frequent basis or to advise any person if such information subsequently becomes inaccurate. Any representation or opinion is provided for information purposes only.

SA Asset Management will not be held liable or responsible for any direct or consequential loss or damage suffered by any party as a result of that party acting on or failing to act on the basis of the information provided by or omitted from this document. This document may not be amended, reproduced, distributed or published without the prior written consent of SA Asset Management.

This document or any of its content may not be in whole or in part, be copied, modified, distributed, retransmitted, redistributed, or released to any third party.

The user represents and warrants that it will not use or permit the use of the document or any of its content for any purpose other than authorised internal use and warrants that it will not, without the prior written consent of Investec, directly or indirectly redistribute, or knowingly facilitate redistribution of, all or any portion of the document.

In the event that specific collective investment schemes in securities (unit trusts) are mentioned please refer to the relevant fact sheet in order to obtain all the necessary information in regard to that unit trust.

Collective Investment Schemes in Securities (CIS) are generally medium to long-term investments. The value of participatory interests may go down as well as up and past performance is not necessarily a guide to the future. CIS are traded at ruling prices and can engage in borrowing and scrip lending. A schedule of fees and charges and maximum commissions is available on request from the company/scheme. Commission and incentives may be paid and if so, would be included in the overall costs. Forward pricing is used.

SA Asset Management is an authorised financial services provider.

The simulated returns are based on the underlying funds at the indicated weightings

