



**Investment Objective**

The Fortunate Global Equity Portfolio's objective is to provide long-term growth in capital across the global equity universe and is thus suitable to an investor with a high appetite for risk. This is a high equity portfolio with a flexible mandate to invest in various regions and currencies and comprises of a selection of top rated fund managers with exceptional track records in achieving their respective benchmarks.

**Holdings**

	Weighting %
iShares Core MSCI World ETF USD Acc	60,7
JPM Global Select Equity A (acc) USD	19,7
Fairtree Global Equity B USD Acc	19,6

The underlying risk and return objectives may vary as the portfolio is aggressively managed with assets being shifted between the various international markets to reflect changing economic and market conditions to maximise total returns. The portfolio may also include participatory interests or any other form of participation in portfolios of collective investment schemes or other similar schemes.

**Fund Information**

Portfolio Managers:	SA Asset Management
Benchmark:	ASISA Global Equity General
Category:	ASISA Global Equity General
Regulation 28:	Non - Compliant

**Fund Prospectives**

Portfolio Timeframe	6+ Years
Risk Strategy	High
Portfolio goal	Capital appreciation

Please Note: The Information regarding fund set up and performance has been backdated. The Fortunate Global Equity Portfolio will only become active in December 2022.

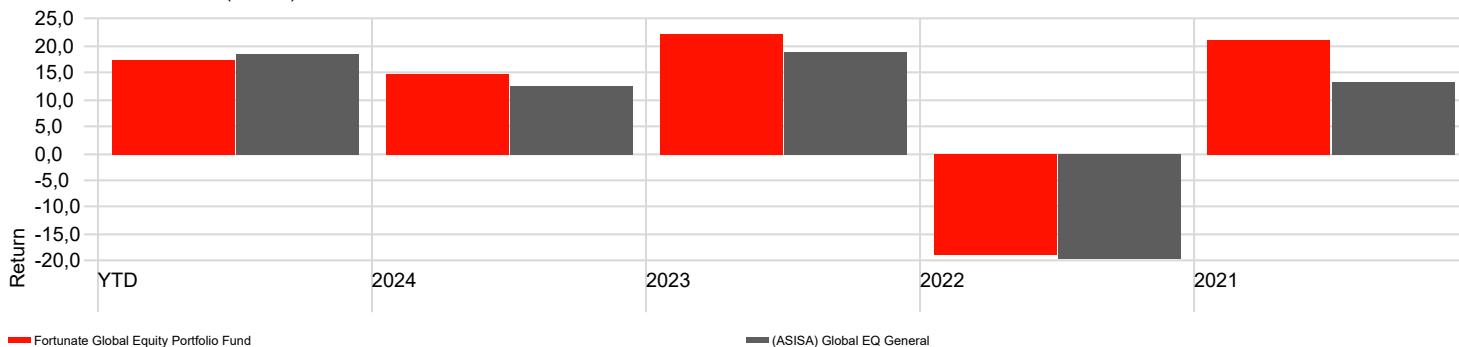
**Trailing Returns**

Data Point: Return Calculation Benchmark: (ASISA) Global EQ General

	YTD	3 Months	6 Months	1 Year	3 Years	5 Years
Fortunate Global Equity Portfolio Fund	17,31	4,27	13,70	15,19	17,23	10,99
(ASISA) Global EQ General	18,48	3,94	12,24	15,90	16,02	8,54

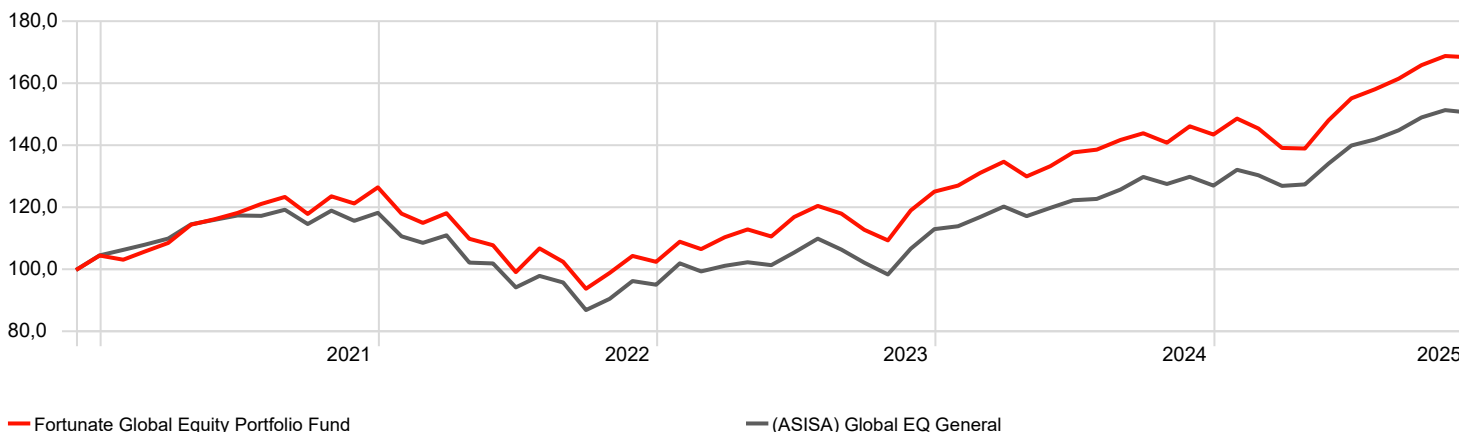
**Returns**

Calculation Benchmark: (ASISA) Global EQ General



**Investment Growth**

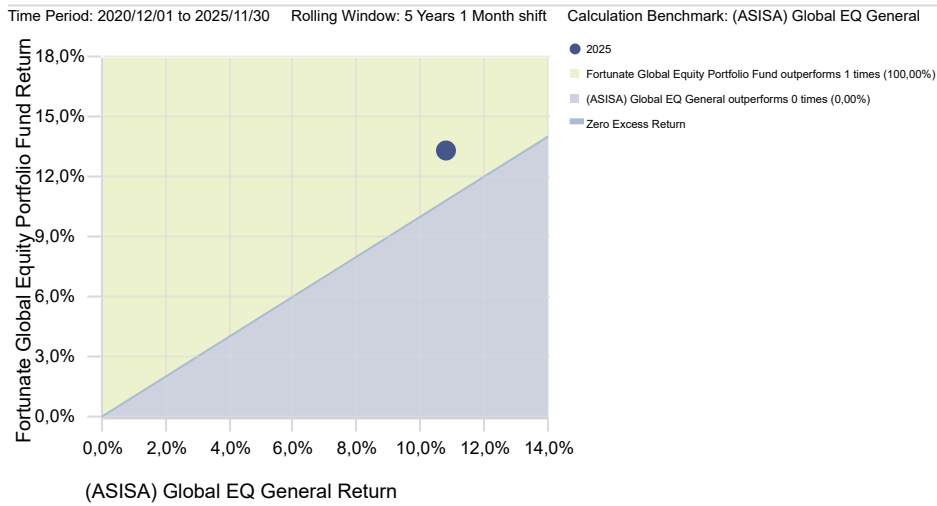
Time Period: 2020/12/01 to 2025/11/30



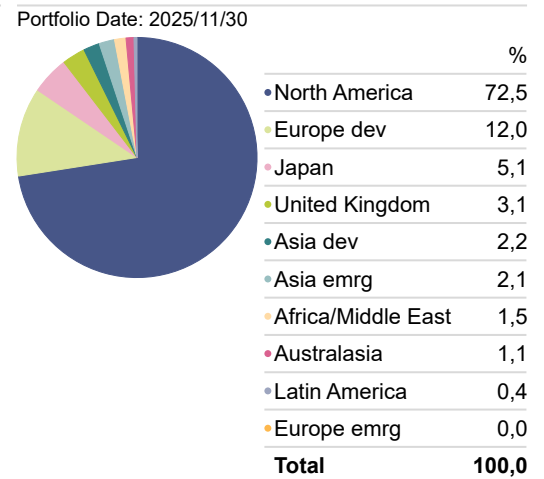
The simulated returns are based on the underlying funds at the indicated weightings



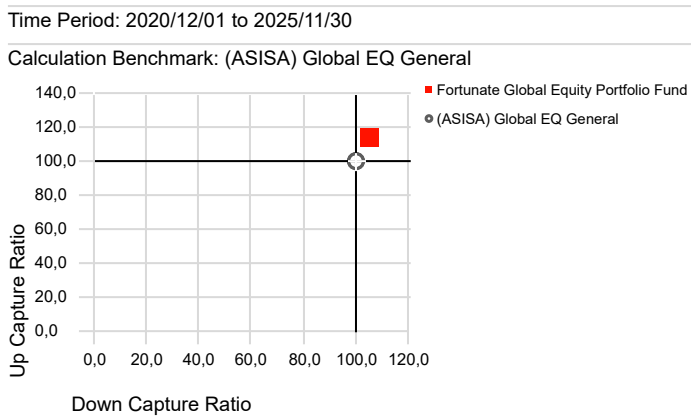
### Over/Under Benchmark Performance



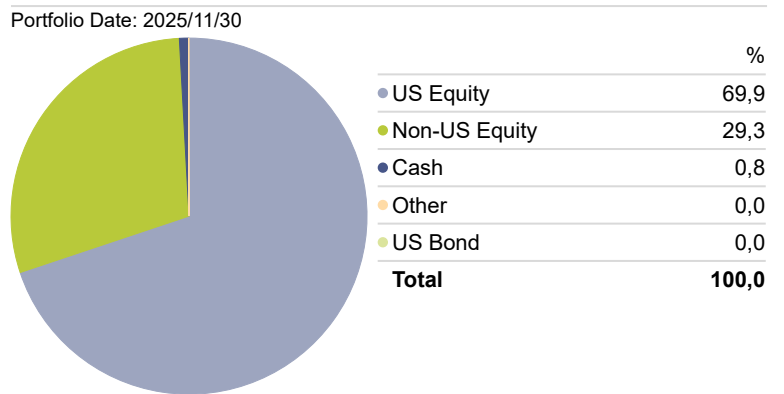
### Portfolio - Regional Exposure



### Up/Down Capture Ratio



### Portfolio - Asset Allocation



### Top Holdings in Funds

Company	Weighting %
NVIDIA Corp	5,4
Microsoft Corp	5,0
Apple Inc	4,7
Amazon.com Inc	3,2
Meta Platforms Inc Class A	2,1
Alphabet Inc Class C	2,0
Broadcom Inc	1,6
Alphabet Inc Class A	1,4
Tesla Inc	1,1
Johnson & Johnson	1,0

**Disclaimer**  
 All information and opinions provided are of a general nature and are not intended to address the circumstances of any particular individual or entity. We are not acting and do not support to act in any way as an advisor or in a fiduciary capacity. No one should act upon such information or opinion without appropriate professional advice after a thorough examination of a particular situation. We endeavour to provide accurate and timely information but we make no representation or warranty, express or implied, with respect to the correctness, accuracy or completeness of the information and opinions. We do not undertake to update, modify or amend the information on a frequent basis or to advise any person if such information subsequently becomes inaccurate. Any representation or opinion is provided for information purposes only.

SA Asset Management will not be held liable or responsible for any direct or consequential loss or damage suffered by any party as a result of that party acting on or failing to act on the basis of the information provided by or omitted from this document. This document may not be amended, reproduced, distributed or published without the prior written consent of SA Asset Management.

This document or any of its content may not be in whole or in part, be copied, modified, distributed, retransmitted, redistributed, or released to any third party.

The user represents and warrants that it will not use or permit the use of the document or any of its content for any purpose other than authorised internal use and warrants that it will not, without the prior written consent of Investec, directly or indirectly redistribute, or knowingly facilitate redistribution of, all or any portion of the document.

In the event that specific collective investment schemes in securities (unit trusts) are mentioned please refer to the relevant fact sheet in order to obtain all the necessary information in regard to that unit trust.

Collective Investment Schemes in Securities (CIS) are generally medium to long-term investments. The value of participatory interests may go down as well as up and past performance is not necessarily a guide to the future. CIS are traded at ruling prices and can engage in borrowing and scrip lending. A schedule of fees and charges and maximum commissions is available on request from the company/scheme. Commission and incentives may be paid and if so, would be included in the overall costs. Forward pricing is used.

SA Asset Management is an authorised financial services provider.

The simulated returns are based on the underlying funds at the indicated weightings

