



Investment Objective

The Fortunate Drawdown Portfolio is set up to provide investors the opportunity for a retirement "silo" approach through diversification of different asset classes and asset managers. The underlying structure is set with a specific strategy for the income withdrawal from the portfolio, combined with medium less volatile equity allocation and a tail of equity allocation for long term capital growth.

Holdings

	Weighting %
Fortunate Worldwide Equity Portfolio	50,0
Fortunate Balanced Portfolio	20,0
Fortunate Cautious Portfolio	15,0
Fortunate Stable Portfolio	15,0

Fund Information

Portfolio Managers: SA Asset Management
 Benchmark: CPI + 3.5% after costs
 Category: ASISA SA Medium-Equity
 Regulation 28: Non-Compliant

Fund Prospectives

Portfolio Timeframe: Retirement Solution
 Risk Strategy: Moderate to High
 Portfolio goal: CPI + 3.5% after costs

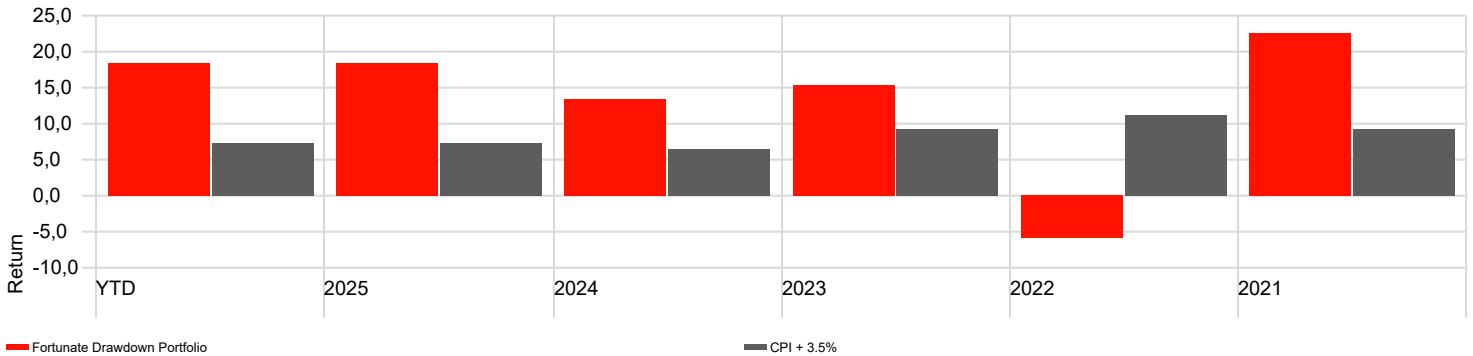
Trailing Returns

Data Point: Return Calculation Benchmark: CPI + 3.5%

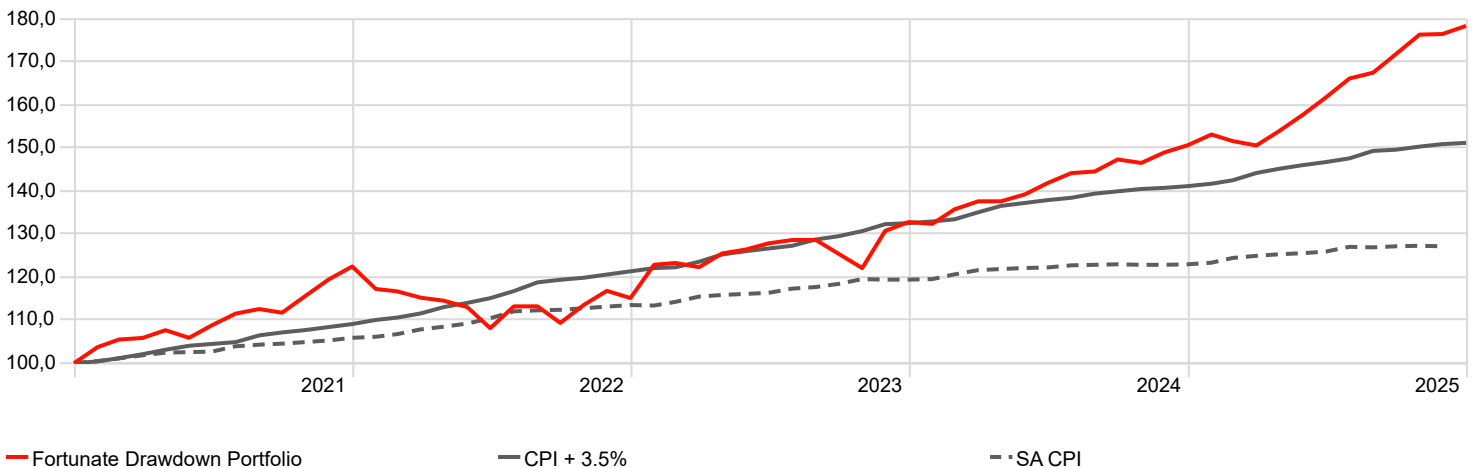
	YTD	3 Months	6 Months	1 Year	3 Years	5 Years	10 Years	15 Years
Fortunate Drawdown Portfolio	18,41	3,82	10,30	18,41	15,72	12,28	11,74	11,55
CPI + 3.5%	7,12	1,07	3,04	7,12	7,61	8,63	8,45	8,71

Returns

Calculation Benchmark: CPI + 3.5%



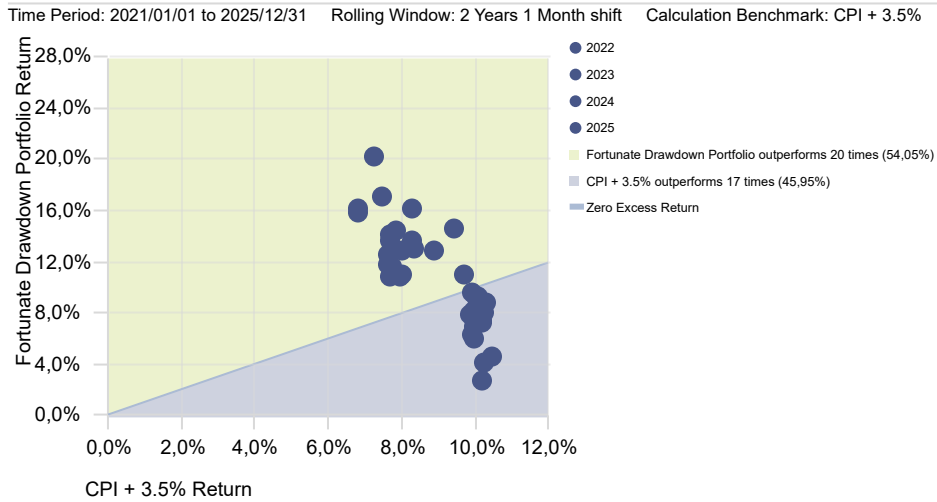
Investment Growth



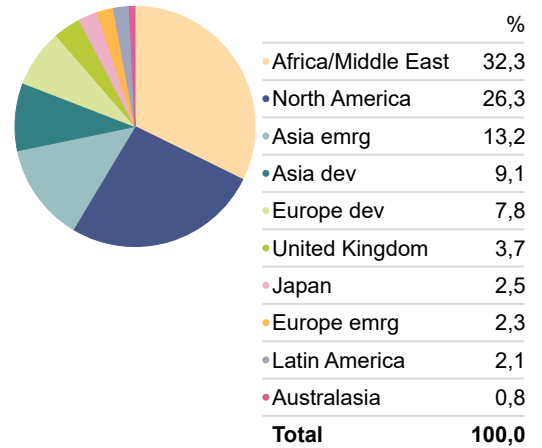
The simulated returns are based on the underlying funds at the indicated weightings



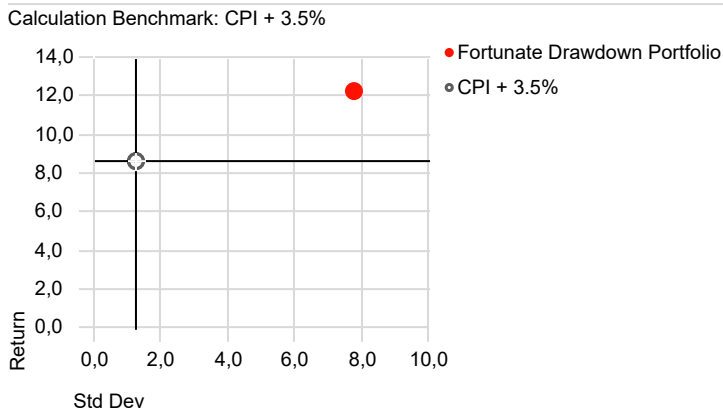
Over/Under Benchmark Performance



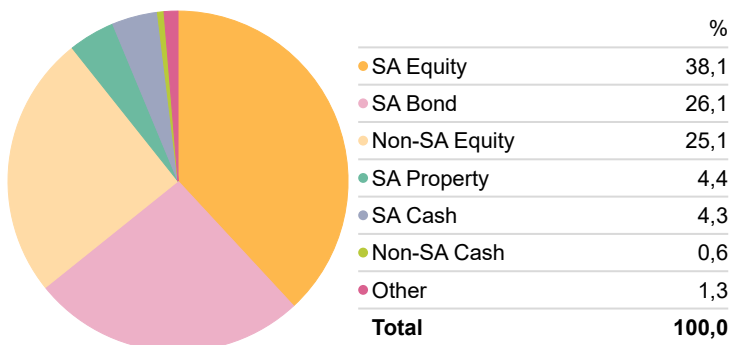
Equity - Regional Allocation



Risk-Reward



Portfolio - Asset Allocation



Top Holdings in Funds

Company	Weighting %
South Africa (Republic of)	8,25%
Naspers Ltd Class N	2,2
Gold Fields Ltd	2,1
Taiwan Semiconductor Manufacturing Co Ltd	2,0
South Africa (Republic of)	1,8
South Africa (Republic of)	1,4
Anglogold Ashanti PLC	1,4
NVIDIA Corp	1,3
Firstrand Ltd	1,3
Apple Inc	1,3
NEPI Rockcastle NV	1,2
Prosus NV Ordinary Shares - Class N	1,1
Microsoft Corp	1,1
Standard Bank Group Ltd	1,0
Capitec Bank Holdings Ltd	1,0
Valterra Platinum Ltd	0,9
Tencent Holdings Ltd	0,8
	0,7

Disclaimer

All information and opinions provided are of a general nature and are not intended to address the circumstances of any particular individual or entity. We are not acting and do not support to act in any way as an advisor or in a fiduciary capacity. No one should act upon such information or opinion without appropriate professional advice after a thorough examination of a particular situation. We endeavour to provide accurate and timely information but we make no representation or warranty, express or implied, with respect to the correctness, accuracy or completeness of the information and opinions. We do not undertake to update, modify or amend the information on a frequent basis or to advise any person if such information subsequently becomes inaccurate. Any representation or opinion is provided for information purposes only.

SA Asset Management will not be held liable or responsible for any direct or consequential loss or damage suffered by any party as a result of that party acting on or failing to act on the basis of the information provided by or omitted from this document. This document may not be amended, reproduced, distributed or published without the prior written consent of SA Asset Management.

This document or any of its content may not be in whole or in part, be copied, modified, distributed, retransmitted, redistributed, or released to any third party.

The user represents and warrants that it will not use or permit the use of the document or any of its content for any purpose other than authorised internal use and warrants that it will not, without the prior written consent of Investec, directly or indirectly redistribute, or knowingly facilitate redistribution of, all or any portion of the document.

In the event that specific collective investment schemes in securities (unit trusts) are mentioned please refer to the relevant fact sheet in order to obtain all the necessary information in regard to that unit trust.

Collective Investment Schemes in Securities (CIS) are generally medium to long-term investments. The value of participatory interests may go down as well as up and past performance is not necessarily a guide to the future. CIS are traded at ruling prices and can engage in borrowing and scrip lending. A schedule of fees and charges and maximum commissions is available on request from the company/scheme. Commission and incentives may be paid and if so, would be included in the overall costs. Forward pricing is used.

SA Asset Management is an authorised financial services provider.

The simulated returns are based on the underlying funds at the indicated weightings

