



Investment Objective

The Fortunate Cautious Portfolio is set up to provide investors the opportunity for lower risk short-term growth which exceeds the return of bank deposits through diversification of different asset classes.

The objective of the Portfolio is to achieve modest capital appreciation and absolute returns through active asset allocation in line with inflation plus 2% over the medium term with low volatility and low correlation to the equity market through all market cycles.

Holdings

	Weighting %
Amplify SCI Strategic Income Fund A1	20,1
Prescient Income Provider A2	19,8
SA Asset Management BCI Income A	19,7
PortfolioMetrix BCI SA Bond Fund A	12,9
Granate BCI Multi Income B	11,5
STANLIB Flexible Income B6	11,0
Prescient Income Plus A2	5,0

Fund Information

Portfolio Managers:	SA Asset Management
Benchmark:	SA MA Income
Category:	SA MA Income
Regulation 28:	Compliant

Fund Prospectives

Portfolio Timeframe	0-2 Years
Risk Strategy	Low
Portfolio goal	CPI + 2%

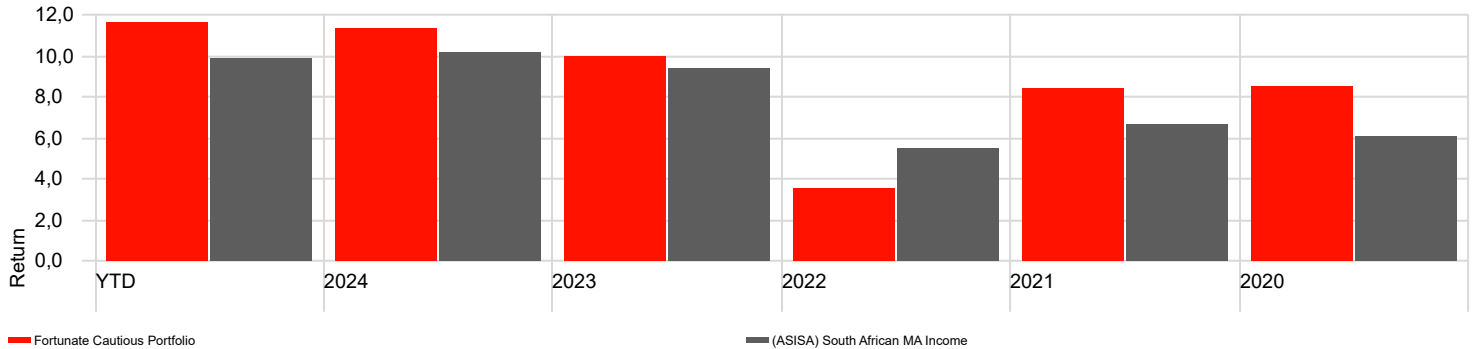
Trailing Returns

Data Point: Return Calculation Benchmark: (ASISA) South African MA Income

	YTD	3 Months	6 Months	1 Year	3 Years	5 Years	10 Years	15 Years
Fortunate Cautious Portfolio	11,62	4,29	7,76	12,09	11,13	9,14	8,68	
(ASISA) South African MA Income	9,88	3,58	6,67	10,26	10,06	8,51	7,90	7,53

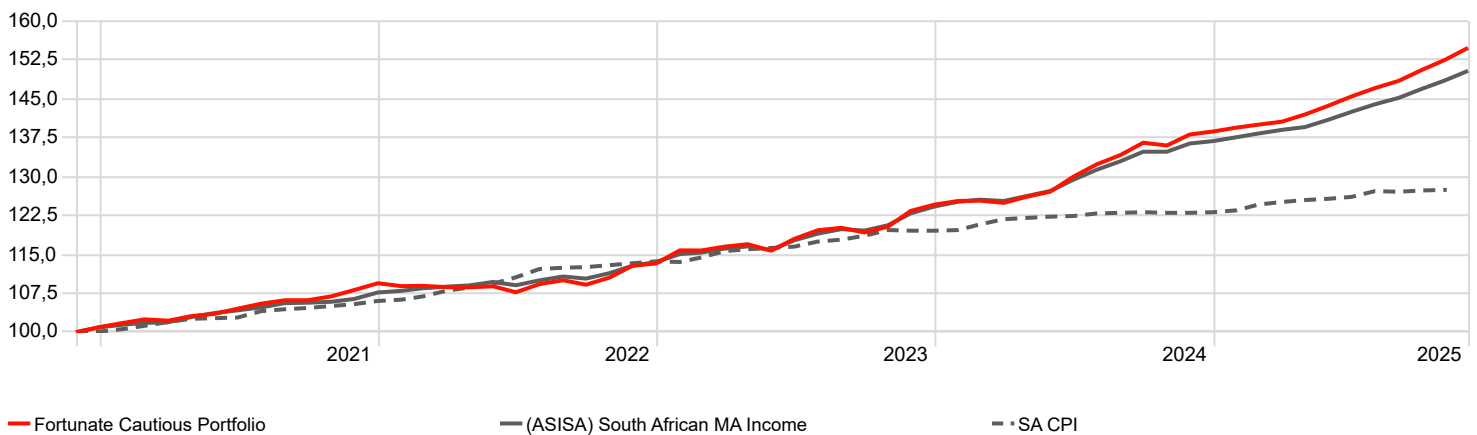
Returns

Calculation Benchmark: (ASISA) South African MA Income



Investment Growth

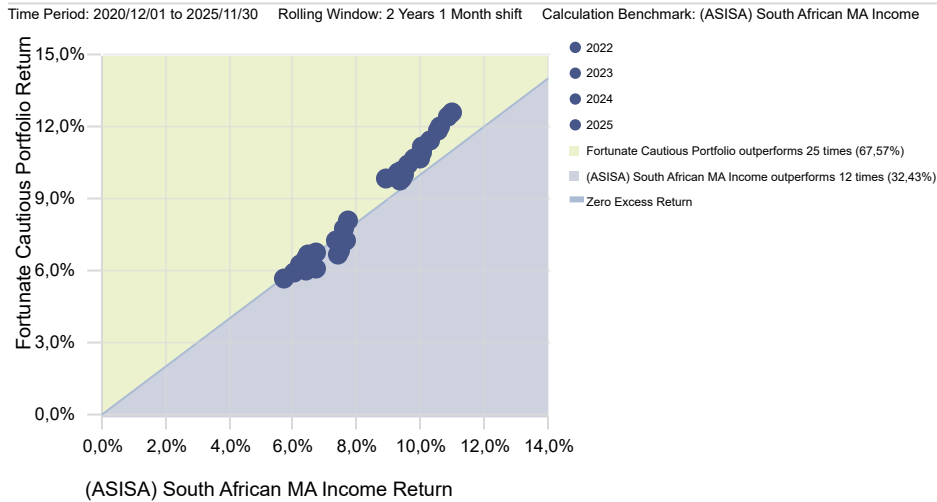
Time Period: 2020/12/01 to 2025/11/30



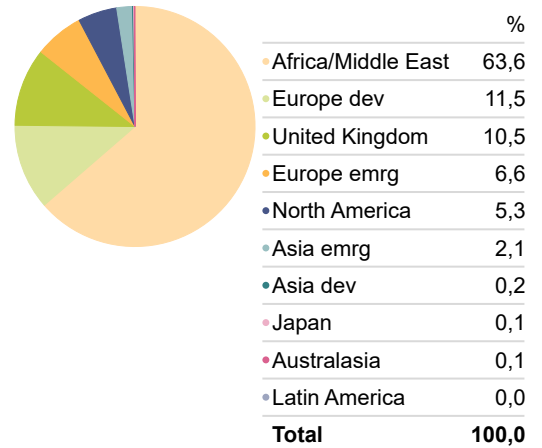
The simulated returns are based on the underlying funds at the indicated weightings



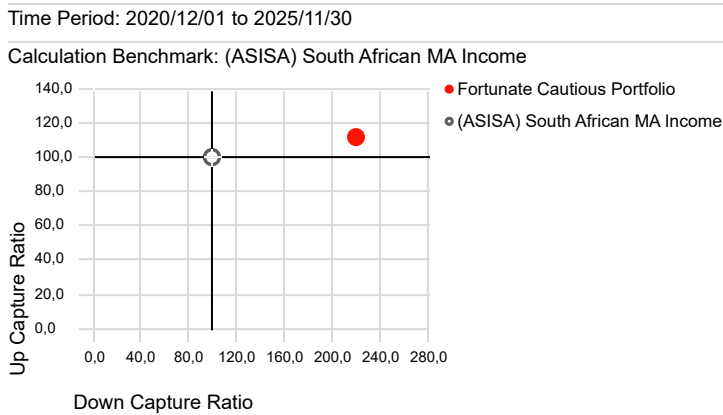
Over/Under Benchmark Performance



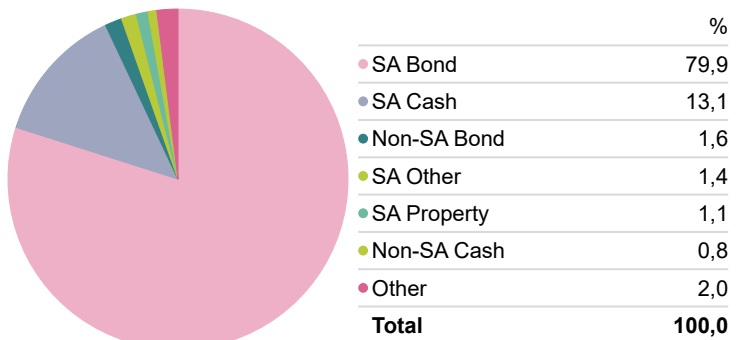
Equity - Regional Allocation



Up/Down Capture Ratio



Portfolio - Asset Allocation



Top Holdings in Funds

Holder	Weighting %
REPUBLIC OF SOUTH AFRICA 31/03/32	8.25%
REPUBLIC OF SOUTH AFRICA 31/01/37	8.5%
South Africa (Republic of)	8.75%
Recv Sw1225	8.75%
South Africa (Republic of)	8.875%
Nedbank Swap 8.102 07052032	8.102 07052032
REPUBLIC OF SOUTH AFRICA 31/03/29	1.875%
South Africa (Republic of)	9%
REPUBLIC OF SOUTH AFRICA 31/01/38	2.25%
Rn2032 8.47800 310332	8.47800 310332

Disclaimer

All information and opinions provided are of a general nature and are not intended to address the circumstances of any particular individual or entity. We are not acting and do not support to act in any way as an advisor or in a fiduciary capacity. No one should act upon such information or opinion without appropriate professional advice after a thorough examination of a particular situation. We endeavour to provide accurate and timely information but we make no representation or warranty, express or implied, with respect to the correctness, accuracy or completeness of the information and opinions. We do not undertake to update, modify or amend the information on a frequent basis or to advise any person if such information subsequently becomes inaccurate. Any representation or opinion is provided for information purposes only.

SA Asset Management will not be held liable or responsible for any direct or consequential loss or damage suffered by any party as a result of that party acting on or failing to act on the basis of the information provided by or omitted from this document. This document may not be amended, reproduced, distributed or published without the prior written consent of SA Asset Management.

This document or any of its content may not be in whole or in part, be copied, modified, distributed, retransmitted, redistributed, or released to any third party.

The user represents and warrants that it will not use or permit the use of the document or any of its content for any purpose other than authorised internal use and warrants that it will not, without the prior written consent of Investec, directly or indirectly redistribute, or knowingly facilitate redistribution of, all or any portion of the document.

In the event that specific collective investment schemes in securities (unit trusts) are mentioned please refer to the relevant fact sheet in order to obtain all the necessary information in regard to that unit trust.

Collective Investment Schemes in Securities (CIS) are generally medium to long-term investments. The value of participatory interests may go down as well as up and past performance is not necessarily a guide to the future. CIS are traded at ruling prices and can engage in borrowing and scrip lending. A schedule of fees and charges and maximum commissions is available on request from the company/scheme. Commission and incentives may be paid and if so, would be included in the overall costs. Forward pricing is used.

SA Asset Management is an authorised financial services provider.

The simulated returns are based on the underlying funds at the indicated weightings

