



**Investment Objective**

The Fortunate Stable Portfolio is set up to provide capital preservation and absolute returns through active low equity allocation. The aim is to limit drawdowns but to achieve returns which exceeds inflation plus 3% over the medium term. The portfolio aims to achieve this with low volatility and diversification in different asset classes.

The fund selection objective is a quality approach, seeking to deliver constant performance through different business cycle.

**Holdings**

	Weighting %
PortfolioMetrix BCI SA Bond Fund A	17,0
Prescient Income Provider A2	12,0
Amplify SCI Strategic Income A1	11,0
SA Asset Management BCI Income A	11,0
Prescient Income Plus A2	10,0
Satrix MSCI Emerging Markets ETF	10,0
Satrix MSCI World ETF	10,0
Satrix 40 ETF	7,0
Fairtree Equity Prescient P1	4,0
Satrix Property Index B1	4,0
Satrix Rafi 40 Index B1	4,0

**Fund Information**

Portfolio Managers:	SA Asset Management
Benchmark:	SA MA Low Equity
Category:	SA MA Low Equity
Regulation 28:	Compliant
Inception date:	June 2022

**Fund Prospectives**

Portfolio Timeframe	1-3 Years
Risk Strategy	Low
Portfolio goal	CPI + 3%

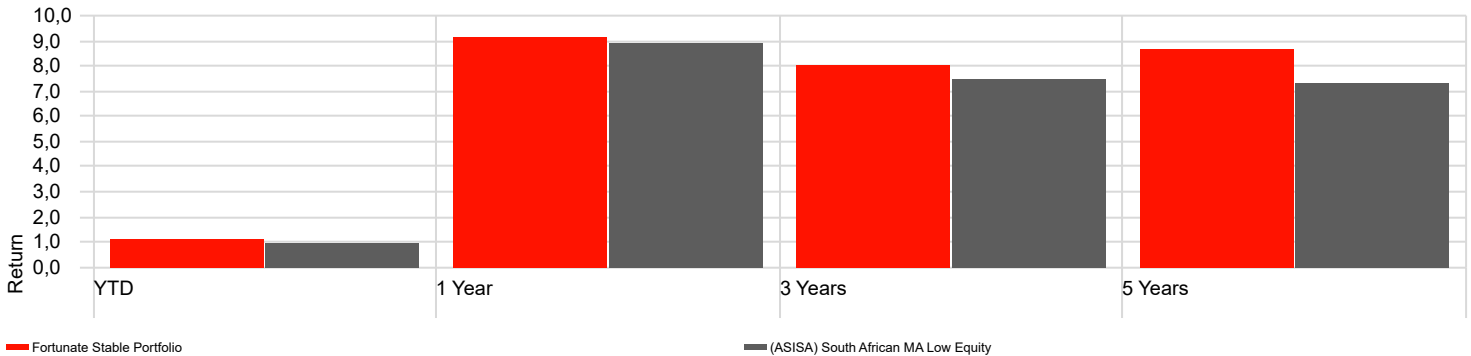
**Trailing Returns**

Data Point: Return Calculation Benchmark: (ASISA) South African MA Low Equity

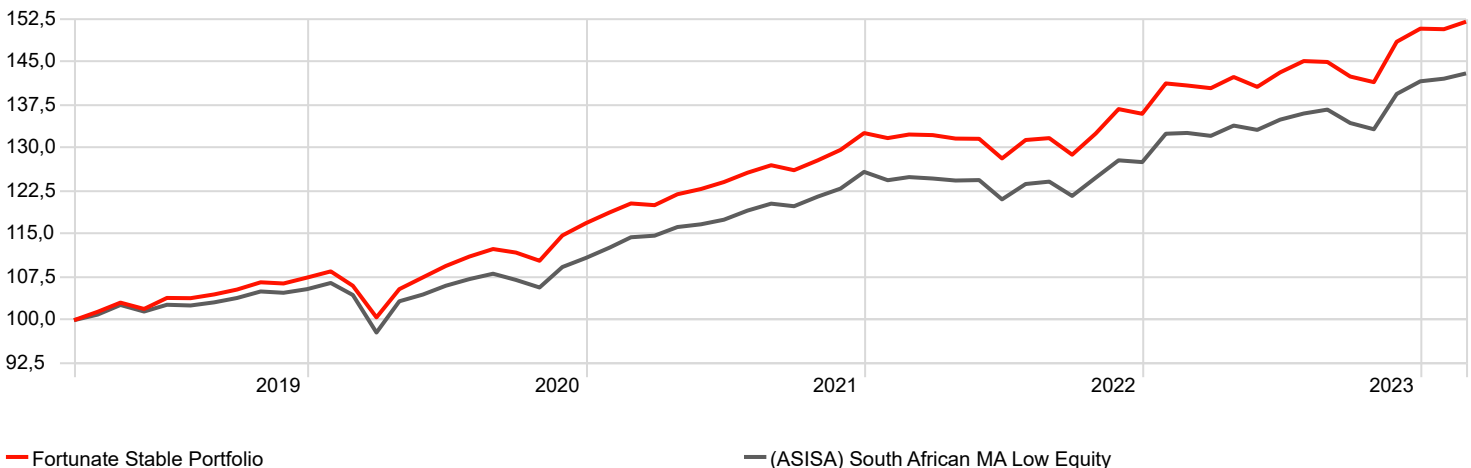
	YTD	3 Months	6 Months	1 Year	3 Years	5 Years
Fortunate Stable Portfolio	0,81	2,35	4,84	7,89	8,10	8,74
(ASISA) South African MA Low Equity	0,97	2,57	4,62	7,83	7,71	7,42

**Returns**

Calculation Benchmark: (ASISA) South African MA Low Equity



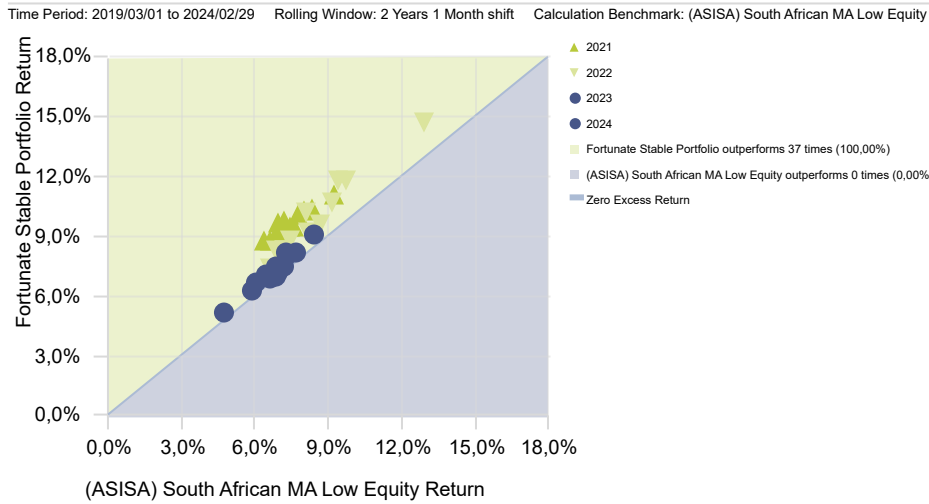
**Investment Growth**



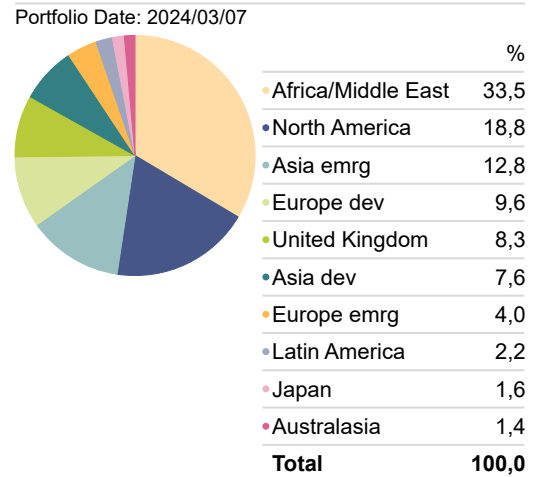
The simulated returns are based on the underlying funds at the indicated weightings



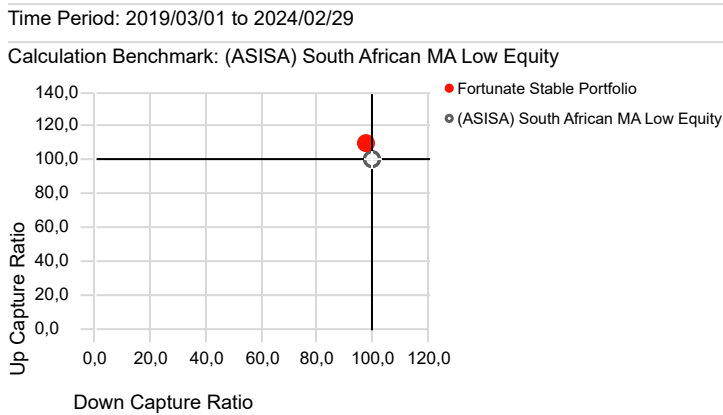
### Over/Under Benchmark Performance



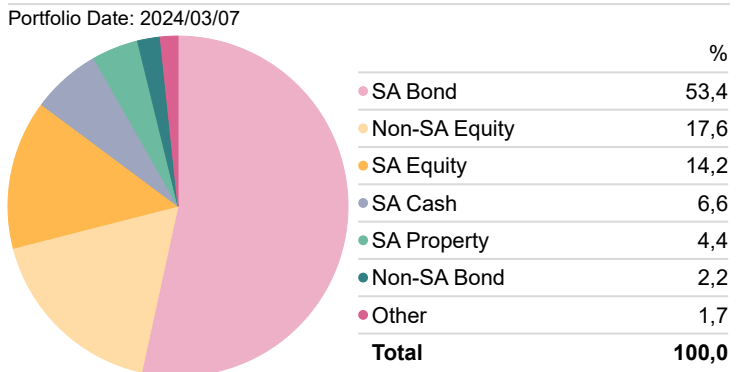
### Equity - Regional Allocation



### Up/Down Capture Ratio



### Portfolio - Asset Allocation



### Top Holdings in Funds

Investment	Weighting %
South Africa (Republic of)	8.5%
South Africa (Republic of)	8.75%
South Africa (Republic of)	8.25%
South Africa (Republic of)	9%
Rsa R2030 8 31012030	9%
Anglo American PLC	8%
South Africa (Republic of)	8%
Rsa R2032 8.25 310332	8%
Naspers Ltd Class N	8%
NEPI Rockcastle NV	8%
South Africa (Republic of)	2%
South Africa (Republic of)	6.25%
Investec Swap 8.325 06112028	8.325
Firstrand Ltd	8.325
Rsa R2032 8.25 310332	8.325

**Disclaimer**

All information and opinions provided are of a general nature and are not intended to address the circumstances of any particular individual or entity. We are not acting and do not support to act in any way as an advisor or in a fiduciary capacity. No one should act upon such information or opinion without appropriate professional advice after a thorough examination of a particular situation. We endeavour to provide accurate and timely information but we make no representation or warranty, express or implied, with respect to the correctness, accuracy or completeness of the information and opinions. We do not undertake to update, modify or amend the information on a frequent basis or to advise any person if such information subsequently becomes inaccurate. Any representation or opinion is provided for information purposes only.

SA Asset Management will not be held liable or responsible for any direct or consequential loss or damage suffered by any party as a result of that party acting on or failing to act on the basis of the information provided by or omitted from this document. This document may not be amended, reproduced, distributed or published without the prior written consent of SA Asset Management.

This document or any of its content may not be in whole or in part, be copied, modified, distributed, retransmitted, redistributed, or released to any third party.

The user represents and warrants that it will not use or permit the use of the document or any of its content for any purpose other than authorised internal use and warrants that it will not, without the prior written consent of Investec, directly or indirectly redistribute, or knowingly facilitate redistribution of, all or any portion of the document.

In the event that specific collective investment schemes in securities (unit trusts) are mentioned please refer to the relevant fact sheet in order to obtain all the necessary information in regard to that unit trust.

Collective Investment Schemes in Securities (CIS) are generally medium to long-term investments. The value of participatory interests may go down as well as up and past performance is not necessarily a guide to the future. CIS are traded at ruling prices and can engage in borrowing and scrip lending. A schedule of fees and charges and maximum commissions is available on request from the company/scheme. Commission and incentives may be paid and if so, would be included in the overall costs. Forward pricing is used.

SA Asset Management is an authorised financial services provider.

The simulated returns are based on the underlying funds at the indicated weightings

